

**City of Casper, Wyoming**  
**All Funds Budget Comparison**  
**For Fiscal Year 2024 as of August 31, 2023**  
**16.67 % OF THE FISCAL YEAR HAS ELAPSED**

The monthly financial statements reported this month are not inclusive of all year end entries. The amounts reported this month are subject to change as we finanlize the prior fiscal year and complete the audit.

Fund	REVENUES		EXPENDITURES		Anticipated Year-End Net Income (Shortfall)
	Revised Budget	Year To Date	Revised Budget	Year To Date	
General Fund	\$ 53,371,132	\$ 2,311,210	\$ 53,343,428	\$ 7,550,604	\$ 27,704
Opportunities Fund	7,988	-	5,725,503	563	(5,717,515)
Perpetual Care Fund	706,055	103,169	2,844,157	387,929	(2,138,102)
Debt Service Fund	71,781	13,567	368,320	438	(296,539)
Metro Animal Fund	1,452,783	189,966	1,595,035	185,512	(142,252)
River Fund	45,000	55,000	68,000	147	(23,000)
CARES Act Funding			12,224,514	-	(12,224,514)
Weed & Pest Fund	928,331	3,389	856,882	102,493	71,449
Special Fire Assistance Fund	-	207,357	-	122,619	-
Revolving Land Fund	20,777	2,375	45,849	16	(25,072)
Police Grants Fund	113,751	8,300	113,751	18,300	-
Public Transit Fund	2,674,249	269,652	2,674,249	269,652	-
Metropolitan Planning	962,608	14,152	962,608	71,324	-
Public Safety Communications	3,285,090	578,320	3,164,764	536,167	120,326
Direct Distribution	7,212,537	3,606,271	3,240,969	166,213	3,971,568
Redevelopment Loan Fund	59,888	58,264	59,888	58,264	-
Capital Projects Fund	21,198,100	205,976	28,591,811	1,099,386	(7,393,711)
Capital - One Cent 17	18,997,833	-	4,546,939	320,088	14,450,894
Water Distribution Fund	15,899,416	3,155,205	18,364,666	2,621,468	(2,465,250)
Water Treatment Plant Ops Fund	4,344,283	658,714	4,344,283	658,544	-
Sewer Fund	8,135,987	1,076,489	8,576,207	692,883	(440,220)
Wastewater Treatment Plant	9,837,592	1,257,192	9,357,673	521,551	479,919
Refuse Collection Fund	10,705,028	1,232,531	10,389,466	1,224,076	315,562
Balefill Fund	7,372,928	1,419,342	9,576,789	1,637,668	(2,203,861)
Aquatics Fund	1,181,166	234,502	1,181,166	234,502	-
Golf Course Fund	1,114,000	359,666	1,058,352	193,872	55,648
Ice Arena Fund	677,177	94,323	677,177	94,323	-
Recreation Center Fund	1,039,429	221,918	1,039,429	223,341	-
Hogadon Fund	1,043,219	134,925	1,043,219	134,925	-
Ford Wyoming Center Fund	1,098,544	161,219	1,098,544	187,554	-
Parking Fund	17,963	2,295	69,700	9,787	(51,737)
Sports and Athletics	1,102,213	151,302	1,102,213	151,302	-
Fleet Maintenance Fund	4,028,818	425,665	4,028,818	369,477	-
Buildings and Structures Fund	1,581,070	249,946	1,581,070	213,587	-
Health Insurance Fund	79,827	10,996	442,355	24,676	(362,528)
Property Insurance Fund	3,345,053	743,333	3,159,104	2,003,466	185,949
<b>Total</b>	<b>\$ 183,711,616</b>	<b>\$ 19,216,529</b>	<b>\$ 197,516,898</b>	<b>\$ 22,086,720</b>	<b>\$ (13,805,282)</b>

**City of Casper, Wyoming**  
**All Funds Statement of Revenues**  
**For Fiscal Year 2024 as of August 31, 2023**  
**16.67 % OF THE FISCAL YEAR HAS ELAPSED**

**The monthly financial statements reported this month are not inclusive of all year end entries. The amounts reported this month are subject to change as we finanlize the prior fiscal year and complete the audit.**

<b>Fund</b>	<b>Adopted Budget</b>	<b>Changes and Amendments</b>	<b>Revised Budget</b>	<b>Current Year To Date</b>	<b>Current Year % of Budget</b>
General Fund	\$ 53,371,132	\$ -	\$ 53,371,132	\$ 2,311,210	4%
Opportunities Fund	7,988	-	7,988	-	0%
Perpetual Care Fund	706,055	-	706,055	103,169	15%
Debt Service Fund	71,781	-	71,781	13,567	19%
Metro Animal Fund	1,452,783	-	1,452,783	189,966	13%
River Fund	45,000	-	45,000	55,000	122%
CARES Act Funding		-			
Weed & Pest Fund	928,331	-	928,331	3,389	0%
Special Fire Assistance Fund	-	-	-	207,357	
Revolving Land Fund	20,777	-	20,777	2,375	11%
Police Grants Fund	113,751	-	113,751	8,300	7%
Public Transit Fund	2,674,249	-	2,674,249	269,652	10%
Metropolitan Planning	962,608	-	962,608	14,152	1%
Public Safety Communications	3,285,090	-	3,285,090	578,320	18%
Direct Distribution	7,212,537	-	7,212,537	3,606,271	50%
Redevelopment Loan Fund	59,888	-	59,888	58,264	97%
Capital Projects Fund	21,198,100	-	21,198,100	205,976	1%
Capital - One Cent 17	18,997,833	-	18,997,833	-	0%
Water Distribution Fund	15,899,416	-	15,899,416	3,155,205	20%
Water Treatment Plant Ops Fund	4,344,283	-	4,344,283	658,714	15%
Sewer Fund	8,135,987	-	8,135,987	1,076,489	13%
Wastewater Treatment Plant	9,837,592	-	9,837,592	1,257,192	13%
Refuse Collection Fund	10,705,028	-	10,705,028	1,232,531	12%
Balefill Fund	7,372,928	-	7,372,928	1,419,342	19%
Aquatics Fund	1,181,166	-	1,181,166	234,502	20%
Golf Course Fund	1,114,000	-	1,114,000	359,666	32%
Ice Arena Fund	677,177	-	677,177	94,323	14%
Recreation Center Fund	1,039,429	-	1,039,429	221,918	21%
Hogadon Fund	1,043,219	-	1,043,219	134,925	13%
Ford Wyoming Center Fund	1,098,544	-	1,098,544	161,219	15%
Parking Fund	17,963	-	17,963	2,295	13%
Sports and Athletics	1,102,213	-	1,102,213	151,302	14%
Fleet Maintenance Fund	4,028,818	-	4,028,818	425,665	11%
Buildings and Structures Fund	1,581,070	-	1,581,070	249,946	16%
Health Insurance Fund	79,827	-	79,827	10,996	14%
Property Insurance Fund	3,345,053	-	3,345,053	743,333	22%
<b>Total</b>	<b>\$ 183,711,616</b>	<b>\$ -</b>	<b>\$ 183,711,616</b>	<b>\$ 19,216,529</b>	<b>10%</b>

**City of Casper, Wyoming**  
**All Funds Statement of Expenditures**  
**For Fiscal Year 2024 as of August 31, 2023**  
**16.67 % OF THE FISCAL YEAR HAS ELAPSED**

The monthly financial statements reported this month are not inclusive of all year end entries. The amounts reported this month are subject to change as we finanlize the prior fiscal year and complete the audit.

<b>Fund</b>	<b>Adopted Budget</b>	<b>Carry-over Encumbrances and Amendments</b>	<b>Current Year Budget</b>	<b>Current Year To Date</b>	<b>Current Year % of Budget</b>
General Fund	\$ 53,343,428	\$ -	\$ 53,343,428	\$ 7,550,604	14%
Opportunities Fund	5,725,503	-	5,725,503	563	0%
Perpetual Care Fund	2,844,157	-	2,844,157	387,929	14%
Debt Service Fund	368,320	-	368,320	438	0%
Metro Animal Fund	1,595,035	-	1,595,035	185,512	12%
River Fund	68,000	-	68,000	147	0%
CARES Act Funding	12,224,514	-	12,224,514	-	0%
Weed & Pest Fund	856,882	-	856,882	102,493	12%
Special Fire Assistance Fund	-	-	-	122,619	
Revolving Land Fund	45,849	-	45,849	16	0%
Police Grants Fund	113,751	-	113,751	18,300	16%
Public Transit Fund	2,674,249	-	2,674,249	269,652	10%
Metropolitan Planning	962,608	-	962,608	71,324	7%
Public Safety Communications	3,164,764	-	3,164,764	536,167	17%
Direct Distribution	3,240,969	-	3,240,969	166,213	5%
Redevelopment Loan Fund	59,888	-	59,888	58,264	97%
Capital Projects Fund	28,591,811	-	28,591,811	1,099,386	4%
Capital - One Cent 17	4,546,939	-	4,546,939	320,088	7%
Water Distribution Fund	18,364,666	-	18,364,666	2,621,468	14%
Water Treatment Plant Ops Fund	4,344,283	-	4,344,283	658,544	15%
Sewer Fund	8,576,207	-	8,576,207	692,883	8%
Wastewater Treatment Plant	9,357,673	-	9,357,673	521,551	6%
Refuse Collection Fund	10,389,466	-	10,389,466	1,224,076	12%
Balefill Fund	9,576,789	-	9,576,789	1,637,668	17%
Aquatics Fund	1,181,166	-	1,181,166	234,502	20%
Golf Course Fund	1,058,352	-	1,058,352	193,872	18%
Ice Arena Fund	677,177	-	677,177	94,323	14%
Recreation Center Fund	1,039,429	-	1,039,429	223,341	21%
Hogadon Fund	1,043,219	-	1,043,219	134,925	13%
Ford Wyoming Center Fund	1,098,544	-	1,098,544	187,554	17%
Parking Fund	69,700	-	69,700	9,787	14%
Sports and Athletics	1,102,213	-	1,102,213	151,302	14%
Fleet Maintenance Fund	4,028,818	-	4,028,818	369,477	9%
Buildings and Structures Fund	1,581,070	-	1,581,070	213,587	14%
Health Insurance Fund	442,355	-	442,355	24,676	6%
Property Insurance Fund	3,159,104	-	3,159,104	2,003,466	63%
<b>Total</b>	<b>\$ 197,516,898</b>	<b>\$ -</b>	<b>\$ 197,516,898</b>	<b>\$ 22,086,720</b>	<b>11%</b>

**City of Casper, Wyoming**  
**Summary of Cash, Investments, Other Monetary Assets and Working Capital**  
**For Fiscal Year 2024 as of August 31, 2023**  
**16.67 % OF THE FISCAL YEAR HAS ELAPSED**

The monthly financial statements reported this month are not inclusive of all year end entries. The amounts reported this month are subject to change as we finanlize the prior fiscal year and complete the audit.

	Cash and Investments				Working Capital		
	Cash	Investments	Market Adjustments	Total	Current Assets	Current Liabilities	Total
<b>General Fund</b>	\$ 2,375,396	\$ 22,667,467	\$ -	\$ 25,042,863	\$ 2,779,935	\$ (4,829,211)	\$ 22,993,588
<b>Capital Projects Funds</b>							
Opportunities Fund	306,651	13,579,038	-	13,885,689	-	(563)	13,885,126
Capital Projects Fund	911,490	29,919,486	-	30,830,977	14,724	(1,837,103)	29,008,597
Capital - One Cent 17	843,389	7,846,228		8,689,617	-	-	8,689,617
<b>Trust &amp; Agency Funds</b>							
Perpetual Care Fund	72,996	30,129,719	-	30,202,714	-	(2,437)	30,200,277
Metro Animal Fund	462,694	517,278	-	979,973	34,545	(59,387)	955,130
River Fund	533,752	2,201,172		2,734,924	10,000	(244,054)	2,500,870
CARES Act Funding	66,645	12,157,707	-	12,224,352		(1,115,446)	11,108,906
Public Safety Communications	752,019			752,019	158,745	(99,382)	811,382
Health Insurance Fund	130,388	3,113,164	-	3,243,552		(64,524)	3,179,028
<b>Debt Service Funds</b>	291,197	5,203,864	-	5,495,061	(10,240)	(64,427)	5,420,394
<b>Special Revenue Funds</b>							
Weed & Pest Fund	281,464	871,284	-	1,152,748	-	(14,059)	1,138,689
CDBG Program Fund	-			-		-	-
Special Fire Assistance Fund	(75,444)			(75,444)	202,268	(6,077)	120,747
Revolving Land Fund	124,345	705,303	-	829,648	-	(15)	829,633
Police Grants Fund	(68,482)			(68,482)	39,892	(4,889)	(33,479)
Public Transit Fund	(335,348)			(335,348)	413,927	(78,579)	-
Metropolitan Planning	171,687			171,687	104,849	(32,479)	244,056
Direct Distribution	440,504	2,999,082		3,439,586		(298)	3,439,287
Redevelopment Loan Fund	101,164			101,164	2,687	(2,914)	100,937
<b>Utility Enterprise Funds</b>							
Water Distribution Fund	1,232,539	23,923,521	-	25,156,060	1,919,784	(1,806,489)	25,269,355
Water Treatment Plant Ops Fund	(234,596)			(234,596)	498,069	(272,988)	(9,515)
Sewer Fund	1,045,897	8,081,337	-	9,127,234	564,086	(76,138)	9,615,183
Wastewater Treatment Plant	1,042,642	12,137,114	-	13,179,755	712,250	(557,450)	13,334,555
Refuse Collection Fund	427,667	4,168,760	-	4,596,426	601,964	(373,036)	4,825,354
Balefill Fund	79,428	7,492,389	-	7,571,816	543,667	(900,952)	7,214,532
<b>Parks &amp; Recreation Enterprise Funds</b>							
Aquatics Fund	21,902			21,902		(21,902)	-
Golf Course Fund	793,973			793,973	61,621	(51,451)	804,143
Ice Arena Fund	(351)			(351)	8,482	(8,130)	-
Recreation Center Fund	139,270			139,270	788	(140,058)	-
Hogadon Fund	(30,301)			(30,301)	60,733	(30,432)	-
Ford Wyoming Center Fund	977,337			977,337	21,524	(952,959)	45,902
Sports and Athletics	2,134			2,134		(2,134)	-
<b>Other Enterprise Funds - Parking</b>	4,396	120,431	-	124,827	14,476	(10)	139,293
<b>Internal Service Funds</b>							
Fleet Maintenance Fund	223,833			223,833	143,714	(142,654)	224,892
Buildings and Structures Fund	593,811			593,811	2,136	(52,940)	543,007
Property Insurance Fund	(829,240)			(829,240)	26,185	(62,466)	(865,520)
	<b>\$ 12,876,846</b>	<b>\$ 187,834,344</b>	<b>\$ -</b>	<b>\$ 200,711,191</b>	<b>\$ 8,930,809</b>	<b>\$ (13,908,035)</b>	<b>\$ 195,733,964</b>

**City of Casper, Wyoming**  
**Summary of Cash and Investments**  
**For Fiscal Year 2024 as of August 31, 2023**  
**16.67 % OF THE FISCAL YEAR HAS ELAPSED**

**The monthly financial statements reported this month are not inclusive of all year end entries. The amounts reported this month are subject to change as we finanlize the prior fiscal year and complete the audit.**

**Bank Accounts**

Petty Cash	\$	17,547
Petty Cash		2,530
Concentration		9,309,147
Expense Checking		(143,877)
Customer Refund		2,176
Court Bonds		257,228
Health Insurance		-
CEC Show Account		878,793
Police Evidence Account		83,537
Firehouse Redevelopment		-
Outgoing EFT		50,000

<b>Total Cash</b>	<b>\$</b>	<b>10,457,079</b>
-------------------	-----------	-------------------

**Investments**

General Fund	\$	22,667,467
Opportunities Fund		13,579,038
Perpetual Care Fund		30,129,719
Debt Service Fund		5,203,864
Metro Animal Fund		517,278
River Fund		2,201,172
CARES Act Funding		12,157,707
Weed & Pest Fund		871,284
Revolving Land Fund		705,303
Direct Distribution		2,999,082
Capital Projects Fund		29,919,486
Capital - One Cent 17		7,846,228
Water Distribution Fund		23,923,521
Sewer Fund		8,081,337
Wastewater Treatment Plant		12,137,114
Refuse Collection Fund		4,168,760
Balefill Fund		7,492,389
Parking Fund		120,431
Health Insurance Fund		3,113,164

<b>Total Investments</b>	<b>\$</b>	<b>187,834,344</b>
--------------------------	-----------	--------------------

**Other Assets**

General Fund		
Notes/Loans Receivable	\$	65,946
Opportunities Fund		
Notes/Loans Receivable		270,705
Perpetual Care Fund		
Notes/Loans Receivable		249,851
Debt Service Fund		
Notes/Loans Receivable		(1,615)
Penalty Receivable		5,905
Principal Receivable		77,961
Redevelopment Loan Fund		
Notes/Loans Receivable		109,000
Capital Projects Fund		
Notes/Loans Receivable		85,337

<b>Total Other Assets</b>	<b>\$</b>	<b>863,090</b>
---------------------------	-----------	----------------

**City of Casper, Wyoming**  
**General Fund Balance Sheet**  
**For Fiscal Year 2024 as of August 31, 2023**  
**16.67 % OF THE FISCAL YEAR HAS ELAPSED**

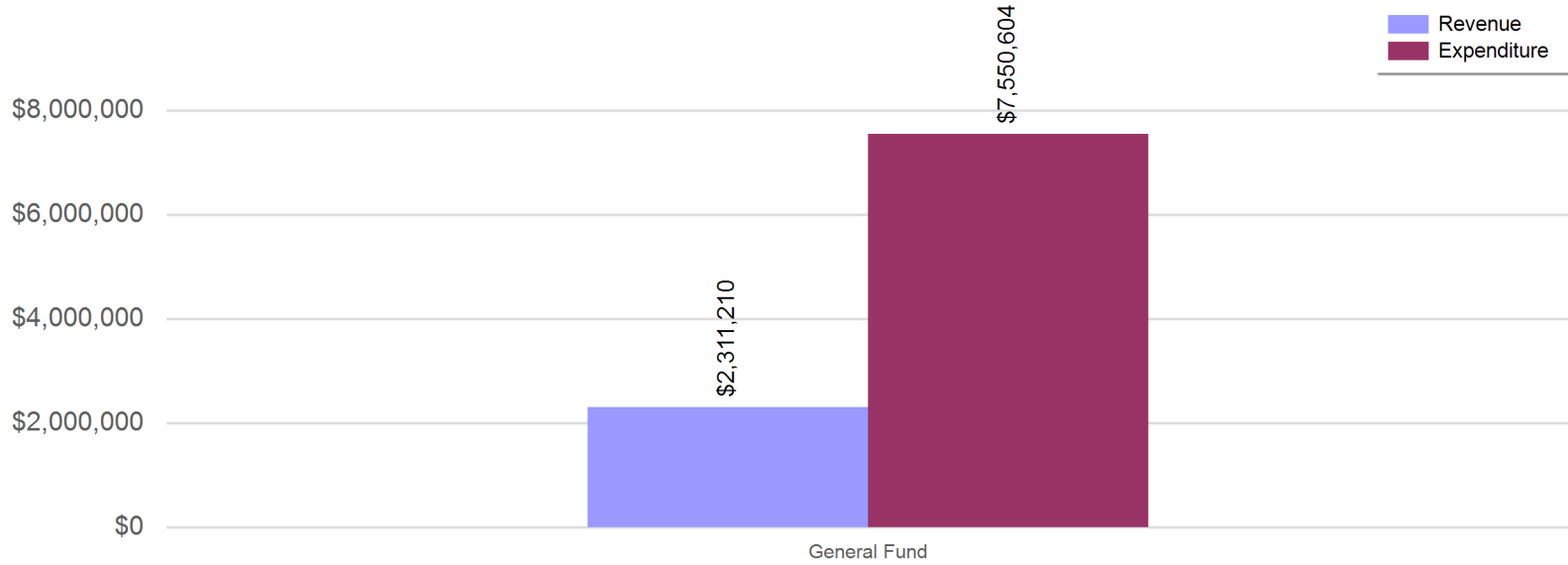
The monthly financial statements reported this month are not inclusive of all year end entries. The amounts reported this month are subject to change as we finanlize the prior fiscal year and complete the audit.

	<u>General Fund</u>
<b>ASSETS</b>	
Current Assets	
Cash	2,375,396
Investments	22,667,467
Market Adjustments	-
Inventory	88,416
Grants Receivable	-
Loans Receivable	65,946
Accounts Receivable	2,462,648
Prepaid Expenses	107,578
Lease Receivable - Short Term	121,293
Total Current Assets	<u>27,888,744</u>
Non-Current Assets	
Lease Receivable - Long Term	2,409,738
Total Assets	<u>30,298,482</u>
<b>LIABILITIES</b>	
Current Liabilities	
Accounts Payable	2,190,579
Accrued Wages and Benefits Payable	41,045
Deferred Revenue	3,054
Held in Trust - Court Accounts	2,594,533
Total Current Liabilities	<u>4,829,211</u>
Non-Current Liabilities	
Notes Payable	(30,271)
Funds Held in Trust	-
Total Non-Current Liabilities	<u>(30,271)</u>
Total Liabilities	<u>4,798,940</u>
<b>DEFERRED INFLOWS OF RESOURCES</b>	
Total Deferred Inflows Of Resources	<u>2,405,029</u>
<b>NET POSITION</b>	
Net Investment in Capital Assets	2,561,302
Unrestricted	20,533,212
Total Net Position	<u>23,094,513</u>

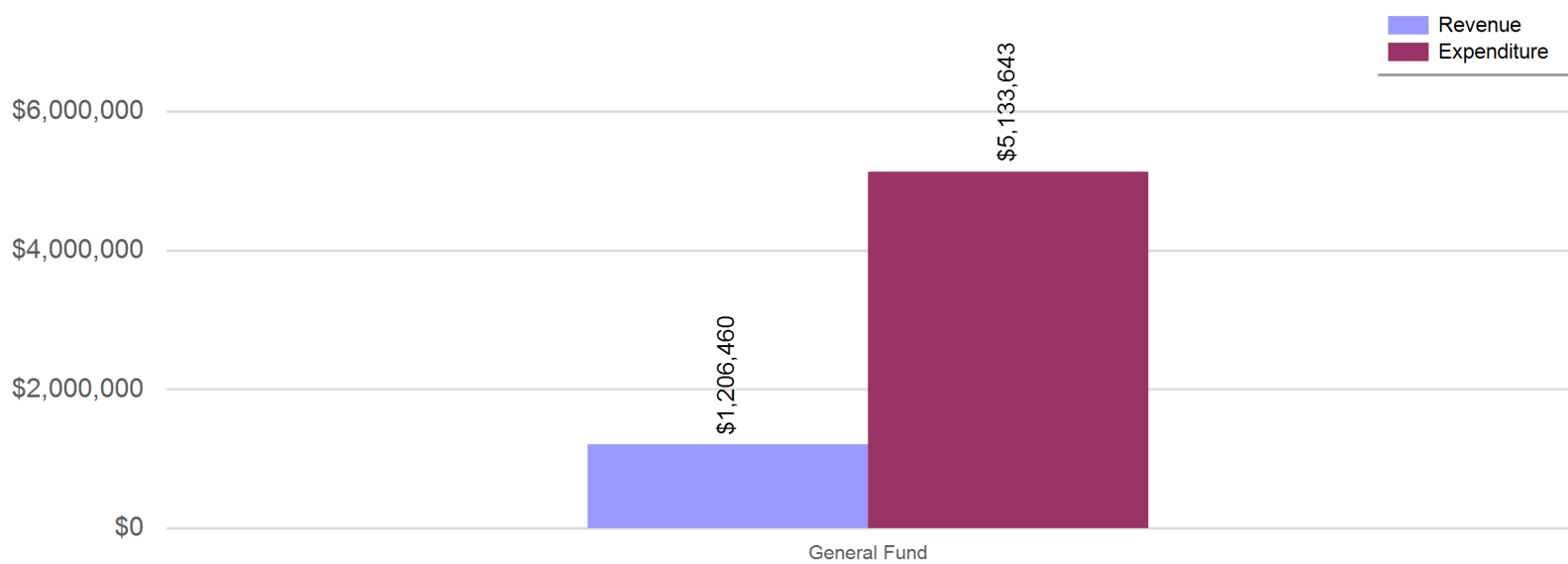
**City of Casper, Wyoming**  
**General Fund Revenue Expenditure Comparison**  
**For Fiscal Year 2024 as of August 31, 2023**  
**16.67 % OF THE FISCAL YEAR HAS ELAPSED**

The monthly financial statements reported this month are not inclusive of all year end entries. The amounts reported this month are subject to change as we finanlize the prior fiscal year and complete the audit.

**General Fund YTD Revenue and Expenditure Comparison**



**General Fund MTD Revenue and Expenditure Comparison**



**City of Casper, Wyoming**  
**General Fund Statement of Expenditures**  
**For Fiscal Year 2024 as of August 31, 2023**  
**16.67 % OF THE FISCAL YEAR HAS ELAPSED**

**The monthly financial statements reported this month are not inclusive of all year end entries. The amounts reported this month are subject to change as we finanlize the prior fiscal year and complete the audit.**

<b>Organization</b>	<b>Revised Budget</b>	<b>Current Year To Date</b>	<b>Current Year % of Budget</b>
General Fund Revenue	\$ 142,645	\$ 5,966	4%
General Fund Transfers Out	3,729,889	531,959	14%
City Council	239,772	62,892	26%
City Manager	1,043,717	122,270	12%
City Clerk	466,657	69,494	15%
Social Community Services	613,889	-	0%
Municipal Court	764,094	106,062	14%
City Attorney	828,090	123,878	15%
Human Resources	823,992	136,183	17%
City Hall	442,463	63,357	14%
Marathon Building	30,592	3,430	11%
Miller St. Dormitory	13,638	1,944	14%
City Center Building	47,177	6,100	13%
Ash Street Building	26,171	3,095	12%
Casper Business Center	259,845	22,933	9%
Information Services	2,141,087	404,389	19%
Finance	934,481	125,998	13%
Customer Service	1,005,600	139,013	14%
Engineering	1,093,510	147,995	14%
Streets	3,216,320	517,831	16%
Traffic Control	795,500	49,150	6%
Community Development	1,493,843	220,411	15%
Police Administration	17,647,375	2,281,188	13%
Police Career Services	469,000	67,888	14%
Police Investigations	37,798	8,983	24%
Fire-EMS Administration	11,430,307	1,685,972	15%
Fire-EMS Operations	619,634	106,795	17%
Fire-EMS Training	152,500	15,339	10%
Fire-EMS Prevent & Inspect	30,000	2,125	7%
Parks - Parks Maint.	1,725,183	333,823	19%
Parks - Urban Forestry	13,000	1,484	11%
Parks - Special Areas	144,500	23,537	16%
Cemetery	450,378	81,009	18%
Ft. Caspar Museum	470,781	78,112	17%
<b>Total</b>	<b>\$ 53,343,428</b>	<b>\$ 7,550,604</b>	<b>14%</b>

**City of Casper, Wyoming**  
**General Fund Statement of Revenues and Expenditures**  
For Fiscal Year 2024 as of August 31, 2023  
**16.67 % OF THE FISCAL YEAR HAS ELAPSED**

The monthly financial statements reported this month are not inclusive of all year end entries. The amounts reported this month are subject to change as we finanlize the prior fiscal year and complete the audit.

	Revised Budget	Current Year To Date	Current Year % of Budget
<b>Revenues:</b>			
General Property Tax	\$ 6,235,890	\$ 35,563	0.57%
Licences and Permits	5,602,477	800,639	14.29%
Automobile Tax	1,700,000	421	0.02%
Cigarette Tax	230,000	18,972	8.25%
Gaming Revenue	1,724,039	-	0.00%
Gasoline Tax	1,290,627	80,477	6.24%
Intergovernmental User Charges	38,575	6,612	17.14%
Mineral Royalites Tax	2,075,000	-	0.00%
Municipal Share of State Sales	22,719,374	-	0.00%
Severance Tax	2,068,000	-	0.00%
Special Fuels Tax	594,698	50,985	8.57%
Goods and Svcs Rev	4,914,069	640,992	13.04%
Fines and Forfeits	1,285,000	221,627	17.25%
Misc Revenue	2,889,503	451,860	15.64%
Special Revenue	-	300	
Loan Receipts	1,328	2,763	208.03%
Transfers In	2,552	-	0.00%
<b>Total Revenues</b>	<b>\$ 53,371,132</b>	<b>\$ 2,311,210</b>	<b>4.33%</b>
	Revised Budget	Current Year To Date	Current Year % of Budget
<b>Expenditures:</b>			
Personnel Services	\$ 37,029,208	\$ 5,507,651	14.87%
Materials & Supplies	3,614,010	531,112	14.70%
Contractual Services	5,291,453	469,845	8.88%
Capital Outlay	-	61	
Transfers Out	3,729,889	531,959	14.26%
Other Costs	2,818,911	366,264	12.99%
Utility Expense	859,957	143,712	16.71%
<b>Total Expenditures</b>	<b>\$ 53,343,428</b>	<b>\$ 7,550,604</b>	<b>14.15%</b>
<b>Net Revenue (Shortfall)</b>	<b>\$ 27,704</b>	<b>\$ (5,239,395)</b>	<b>-9.82%</b>

**City of Casper, Wyoming**  
**General Fund Summary of Cash and Investments**  
**For Fiscal Year 2024 as of August 31, 2023**  
**16.67 % OF THE FISCAL YEAR HAS ELAPSED**

**The monthly financial statements reported this month are not inclusive of all year end entries. The amounts reported this month are subject to change as we finanlize the prior fiscal year and complete the audit.**

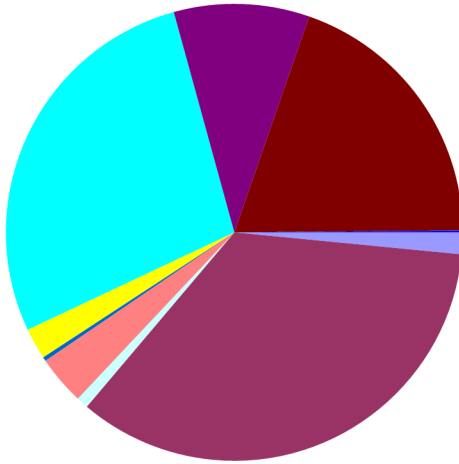
Cash	\$	2,375,396
Investments		22,667,467
	<u>\$</u>	<u>25,042,863</u>

**City of Casper, Wyoming**  
**General Fund Summary of Revenues and Expenditures**  
**For Fiscal Year 2024 as of August 31, 2023**  
**16.67 % OF THE FISCAL YEAR HAS ELAPSED**

The monthly financial statements reported this month are not inclusive of all year end entries. The amounts reported this month are subject to change as we finanlize the prior fiscal year and complete the audit.

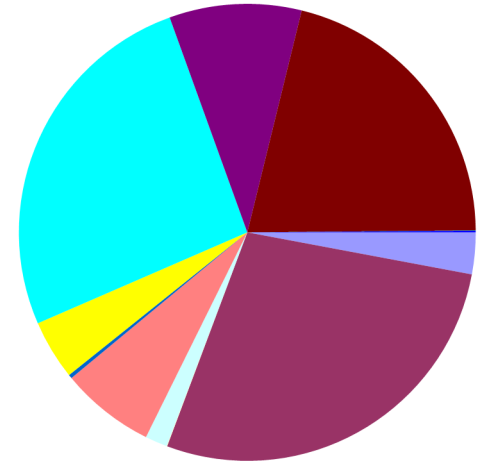
Year To Date Revenues  
\$2,311,210

- General Property Tax  
-\$35,563
- Licences and Permits-\$800,639
- Automobile Tax  
-\$421
- Cigarette Tax  
-\$18,972
- Gaming Revenue  
-\$0
- Gasoline Tax  
-\$80,477
- Intergovernmental User Charges-\$6,612
- Mineral Royalties Tax  
-\$0
- Municipal Share of State  
Sales-\$0
- Severance Tax  
-\$0
- Special Fuels Tax  
-\$50,985
- Goods and Svcs Rev-\$640,992
- Fines and Forfeits-\$221,827
- Misc Revenue-\$451,860
- Special Revenue  
-\$300
- Loan Receipts  
-\$2,763
- Transfers In  
-\$0



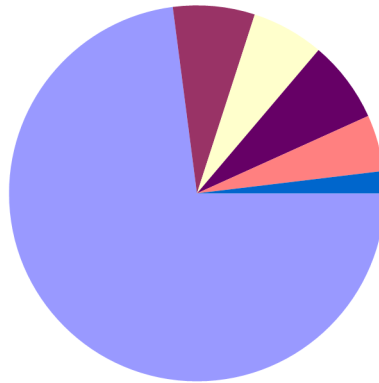
Month To Date Revenues  
\$1,206,460

- General Property Tax  
-\$35,563
- Licences and Permits-\$334,973
- Automobile Tax  
-\$421
- Cigarette Tax  
-\$18,972
- Gaming Revenue  
-\$0
- Gasoline Tax  
-\$80,477
- Intergovernmental User Charges-\$3,231
- Mineral Royalties Tax  
-\$0
- Municipal Share of State  
Sales-\$0
- Severance Tax  
-\$0
- Special Fuels Tax  
-\$50,985
- Goods and Svcs Rev-\$313,583
- Fines and Forfeits-\$112,834
- Misc Revenue-\$253,741
- Special Revenue  
-\$300
- Loan Receipts  
-\$1,381
- Transfers In  
-\$0



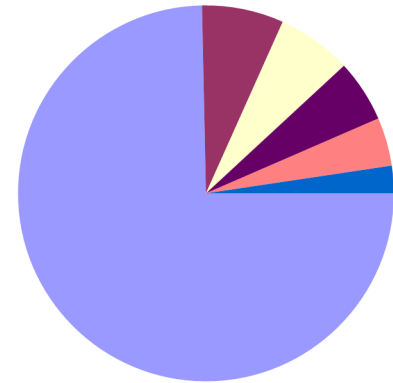
Year To Date Expenditures  
\$7,550,604

- Personnel Services-\$5,507,651
- Materials & Supplies-\$531,112
- Contractual Services-\$469,845
- Capital Outlay-\$61
- Transfers Out-\$531,959
- Other Costs-\$366,264
- Utility Expense-\$143,712



Month To Date Expenditures  
\$5,133,643

- Personnel Services-\$3,832,908
- Materials & Supplies-\$361,378
- Contractual Services-\$329,639
- Capital Outlay-\$0
- Transfers Out-\$275,108
- Other Costs-\$213,526
- Utility Expense-\$121,084

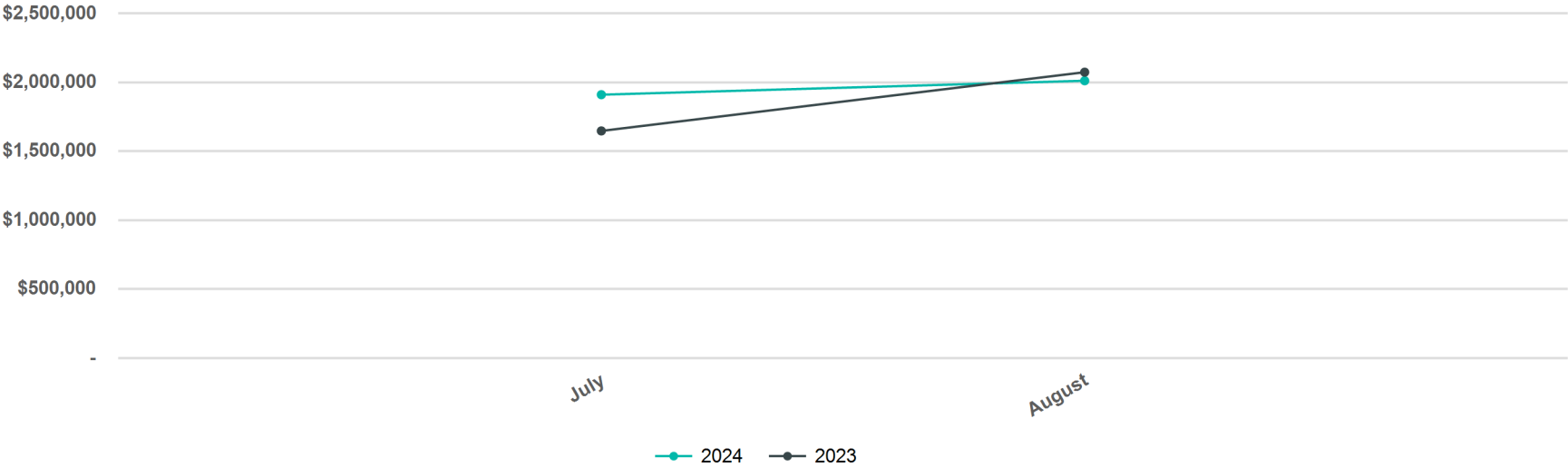


**City of Casper, Wyoming**  
**Sales Tax Comparison**  
**(Budget Basis - For Management Use Only)**  
**For Fiscal Year 2024 as of August 31, 2023**  
**16.67 % OF THE FISCAL YEAR HAS ELAPSED**

The monthly financial statements reported this month are not inclusive of all year end entries. The amounts reported this month are subject to change as we finanlize the prior fiscal year and complete the audit.

	FY 2024			FY 2023				
Month	Budget	Actuals	Actual Year to Date	Budget	Actuals	Actual Year to Date	FY 2024 Current Month % Increase Over 2023	FY 2024 To Date % Increase Over 2023
July	\$ 3,786,562	\$ 1,910,487	\$ 1,910,487	\$ 1,700,227	\$ 1,647,473	\$ 1,647,473	15.96%	15.96%
August	3,786,562	2,011,727	3,922,214	1,700,227	2,073,763	3,721,236	-2.99%	5.40%
	\$ 7,573,125	\$ 3,922,214		\$ 3,400,454	\$ 3,721,236			
	(\$3,650,911) or -48.21 % Below YTD Projections for FY 2024 through period 2							

Comparison of Municipal Share of State Sales By Month



**City of Casper, Wyoming**  
**Capital Project Funds Consolidated Balance Sheet**  
**For Fiscal Year 2024 as of August 31, 2023**  
**16.67 % OF THE FISCAL YEAR HAS ELAPSED**

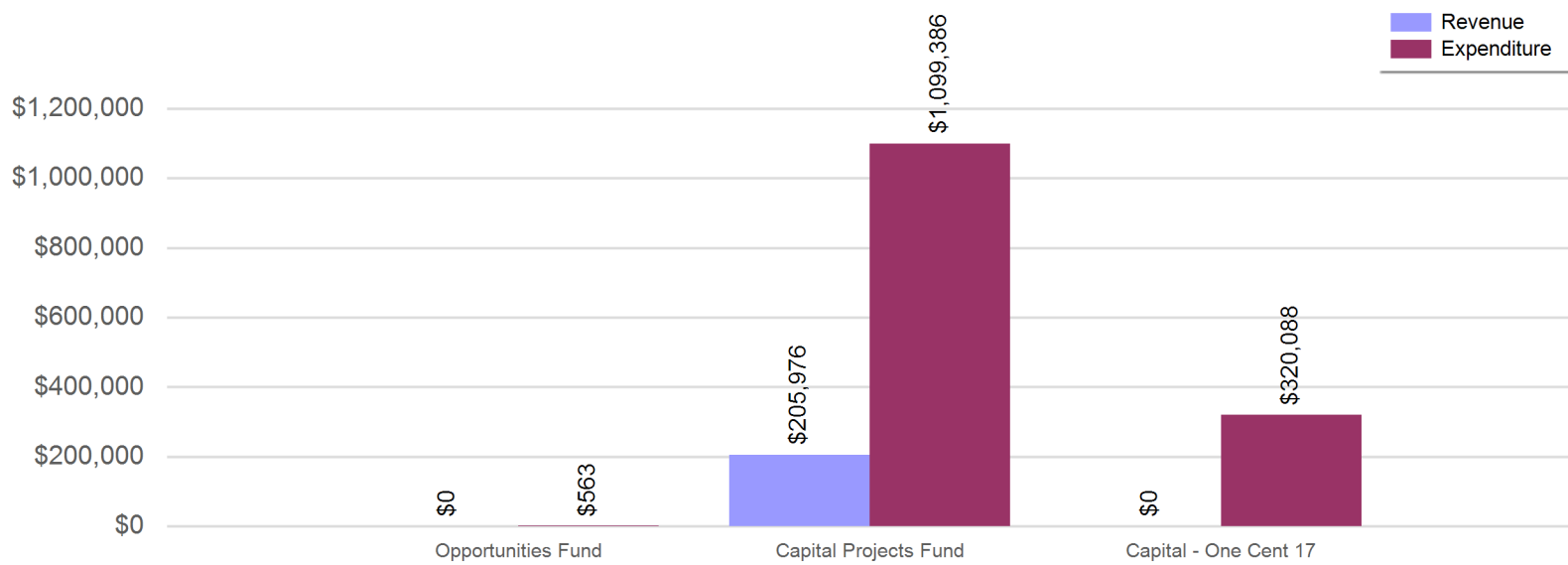
The monthly financial statements reported this month are not inclusive of all year end entries. The amounts reported this month are subject to change as we finanlize the prior fiscal year and complete the audit.

	Opportunities Fund	Capital Projects Fund	Capital - One Cent 17
<b>ASSETS</b>			
Current Assets			
Cash	306,651	911,490	843,389
Investments	13,579,038	29,919,486	7,846,228
Market Adjustments	-	-	
Grants Receivable		14,724	
Loans Receivable	270,705	85,337	
Accounts Receivable	-	-	-
Prepaid Expenses		-	
Total Current Assets	<u>14,156,394</u>	<u>30,931,037</u>	<u>8,689,617</u>
Total Assets	<u>14,156,394</u>	<u>30,931,037</u>	<u>8,689,617</u>
<b>LIABILITIES</b>			
Current Liabilities			
Accounts Payable	563	1,817,103	-
Deferred Revenue		20,000	
Total Current Liabilities	<u>563</u>	<u>1,837,103</u>	<u>-</u>
Total Liabilities	<u>563</u>	<u>1,837,103</u>	<u>-</u>
<b>NET POSITION</b>			
Unrestricted	14,155,831	29,093,934	8,689,617
Total Net Position	<u>14,155,831</u>	<u>29,093,934</u>	<u>8,689,617</u>

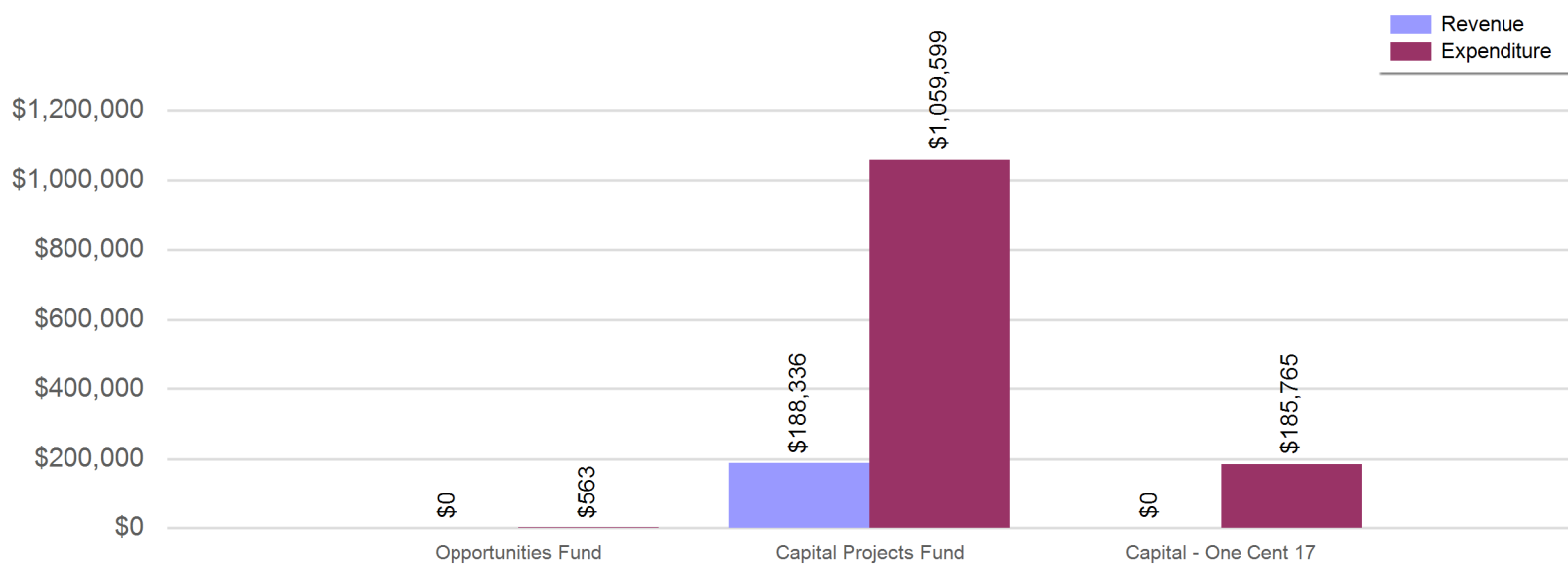
**City of Casper, Wyoming**  
**Capital Project Funds Revenue and Expenditure Comparison**  
**For Fiscal Year 2024 as of August 31, 2023**  
**16.67 % OF THE FISCAL YEAR HAS ELAPSED**

The monthly financial statements reported this month are not inclusive of all year end entries. The amounts reported this month are subject to change as we finalize the prior fiscal year and complete the audit.

**Capital Projects Funds YTD Revenue and Expenditure Comparison**



**Capital Projects Funds MTD Revenue and Expenditure Comparison**



The monthly financial statements reported this month are not inclusive of all year end entries. The amounts reported this month are subject to change as we finanlize the prior fiscal year and complete the audit.

	Revised Budget	Current Year To Date	Current Year % of Budget
<b>Revenues:</b>			
Other Sources	\$ 7,988	\$ -	0.00%
<b>Total Revenues</b>	<b>\$ 7,988</b>	<b>\$ -</b>	<b>0.00%</b>
	Revised Budget	Current Year To Date	Current Year % of Budget
<b>Expenditures:</b>			
Contractual Services	\$ 76,506	\$ 563	0.74%
Transfers Out	5,648,997	-	0.00%
<b>Total Expenditures</b>	<b>\$ 5,725,503</b>	<b>\$ 563</b>	<b>0.01%</b>
<b>Net Revenue (Shortfall)</b>	<b>\$ (5,717,515)</b>	<b>\$ (563)</b>	<b>-0.01%</b>

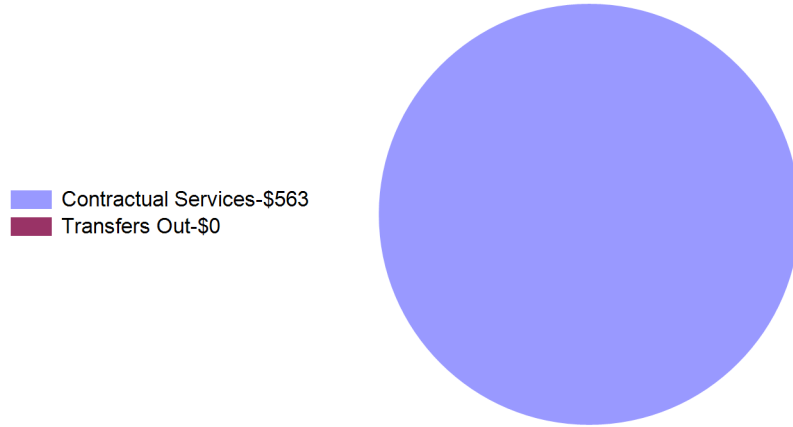
## Opportunities Fund Summary of Cash and Investments

Cash	\$	306,651
Investments		13,579,038
	\$	<u>13,885,689</u>

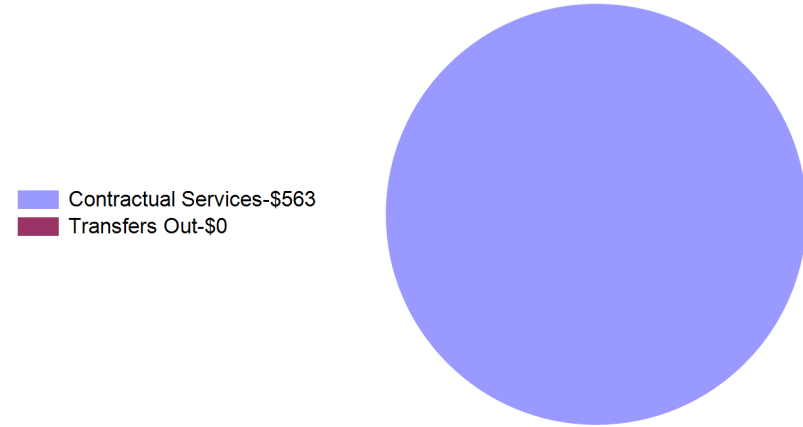
**City of Casper, Wyoming**  
**Opportunities Fund Summary of Revenues and Expenditures**  
**For Fiscal Year 2024 as of August 31, 2023**  
**16.67 % OF THE FISCAL YEAR HAS ELAPSED**

**The monthly financial statements reported this month are not inclusive of all year end entries. The amounts reported this month are subject to change as we finanlize the prior fiscal year and complete the audit.**

Year To Date Expenditures  
\$563



Month To Date Expenditures  
\$563



**City of Casper, Wyoming**  
**Capital Projects Fund Statement of Revenues and Expenditures**  
For Fiscal Year 2024 as of August 31, 2023  
**16.67 % OF THE FISCAL YEAR HAS ELAPSED**

The monthly financial statements reported this month are not inclusive of all year end entries. The amounts reported this month are subject to change as we finanlize the prior fiscal year and complete the audit.

	Revised Budget	Current Year To Date	Current Year % of Budget
<b>Revenues:</b>			
Intergovernmental	\$ 610,964	\$ -	0.00%
Misc Revenue	313,765	188,336	60.02%
Other Sources	20,273,371	17,640	0.09%
<b>Total Revenues</b>	<b>\$ 21,198,100</b>	<b>\$ 205,976</b>	<b>0.97%</b>
	Revised Budget	Current Year To Date	Current Year % of Budget
<b>Expenditures:</b>			
Materials & Supplies	\$ 315,799	\$ -	0.00%
Contractual Services	60,000	1,547	2.58%
Capital Outlay	28,167,712	1,097,839	3.90%
Transfers Out	48,300	-	0.00%
<b>Total Expenditures</b>	<b>\$ 28,591,811</b>	<b>\$ 1,099,386</b>	<b>3.85%</b>
<b>Net Revenue (Shortfall)</b>	<b>\$ (7,393,711)</b>	<b>\$ (893,411)</b>	<b>-2.87%</b>

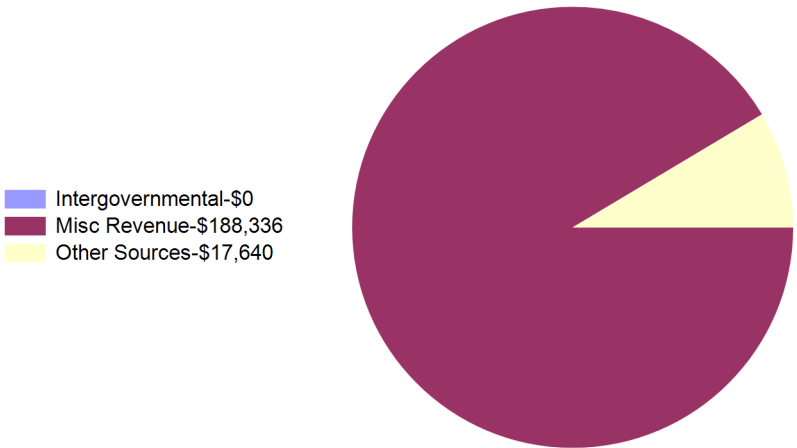
**Capital Projects Fund Summary of Cash and Investments**

Cash	\$ 911,490
Investments	29,919,486
	<u>\$ 30,830,977</u>

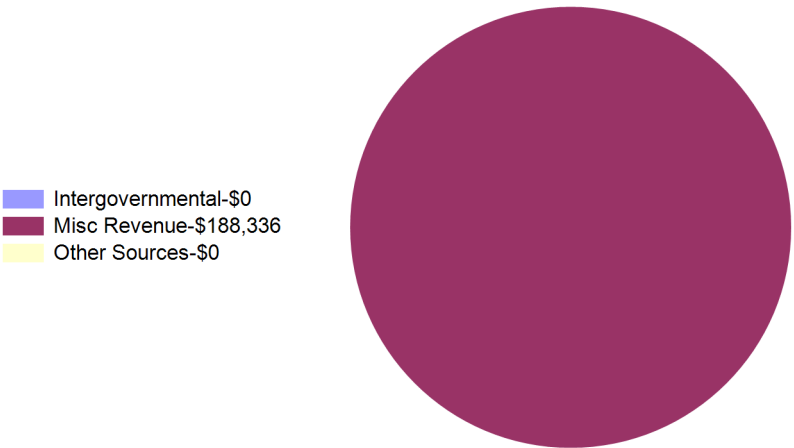
City of Casper, Wyoming  
Capital Projects Fund Summary of Revenues and Expenditures  
For Fiscal Year 2024 as of August 31, 2023  
16.67 % OF THE FISCAL YEAR HAS ELAPSED

The monthly financial statements reported this month are not inclusive of all year end entries. The amounts reported this month are subject to change as we finanlize the prior fiscal year and complete the audit.

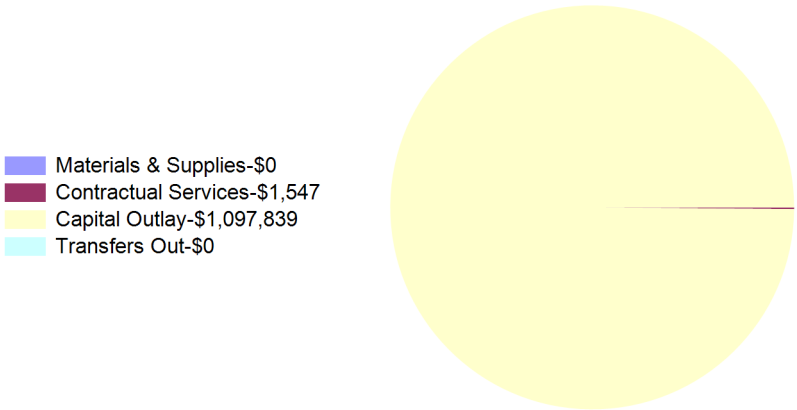
Year To Date Revenues  
\$205,976



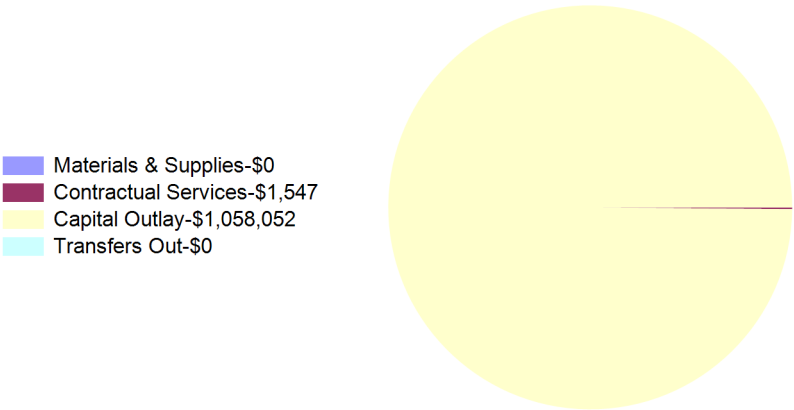
Month To Date Revenues  
\$188,336



Year To Date Expenditures  
\$1,099,386



Month To Date Expenditures  
\$1,059,599



The monthly financial statements reported this month are not inclusive of all year end entries. The amounts reported this month are subject to change as we finanlize the prior fiscal year and complete the audit.

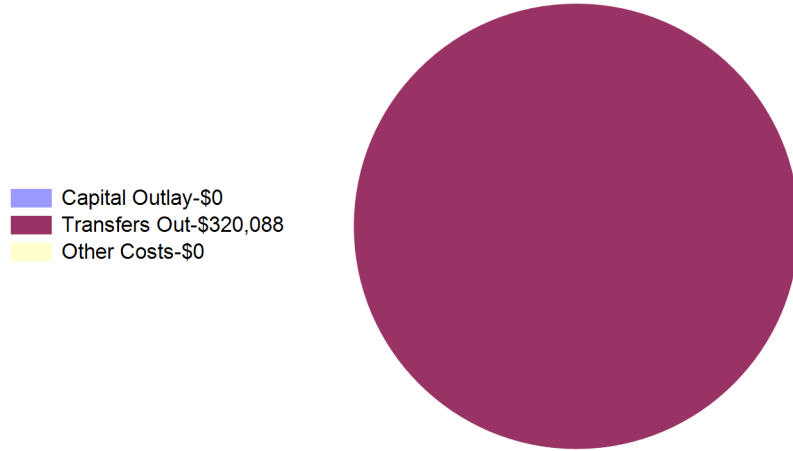
	Revised Budget	Current Year To Date	Current Year % of Budget
<b>Expenditures:</b>			
Capital Outlay	\$ 2,621,403	\$ -	0.00%
Transfers Out	1,607,036	320,088	19.92%
Other Costs	318,500	-	0.00%
<b>Total Expenditures</b>	<b>\$ 4,546,939</b>	<b>\$ 320,088</b>	<b>7.04%</b>
<b>Net Revenue (Shortfall)</b>	<b>\$ 14,450,894</b>	<b>\$ (320,088)</b>	<b>-7.04%</b>

Cash	\$	843,389
Investments		7,846,228
	\$	<u>8,689,617</u>

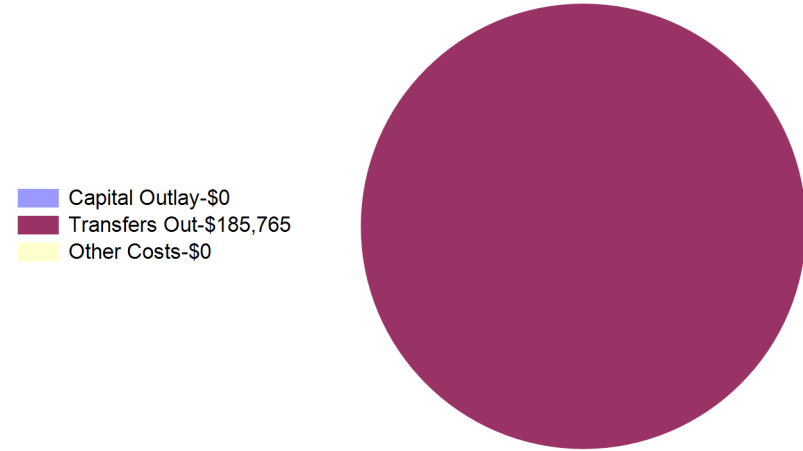
City of Casper, Wyoming  
Capital-One Cent 17 Fund Summary of Revenues and Expenditures  
For Fiscal Year 2024 as of August 31, 2023  
16.67 % OF THE FISCAL YEAR HAS ELAPSED

The monthly financial statements reported this month are not inclusive of all year end entries. The amounts reported this month are subject to change as we finanlize the prior fiscal year and complete the audit.

Year To Date Expenditures  
\$320,088



Month To Date Expenditures  
\$185,765



**City of Casper, Wyoming**  
**Utility Enterprise Funds Consolidated Balance Sheet**  
**For Fiscal Year 2024 as of August 31, 2023**  
**16.67 % OF THE FISCAL YEAR HAS ELAPSED**

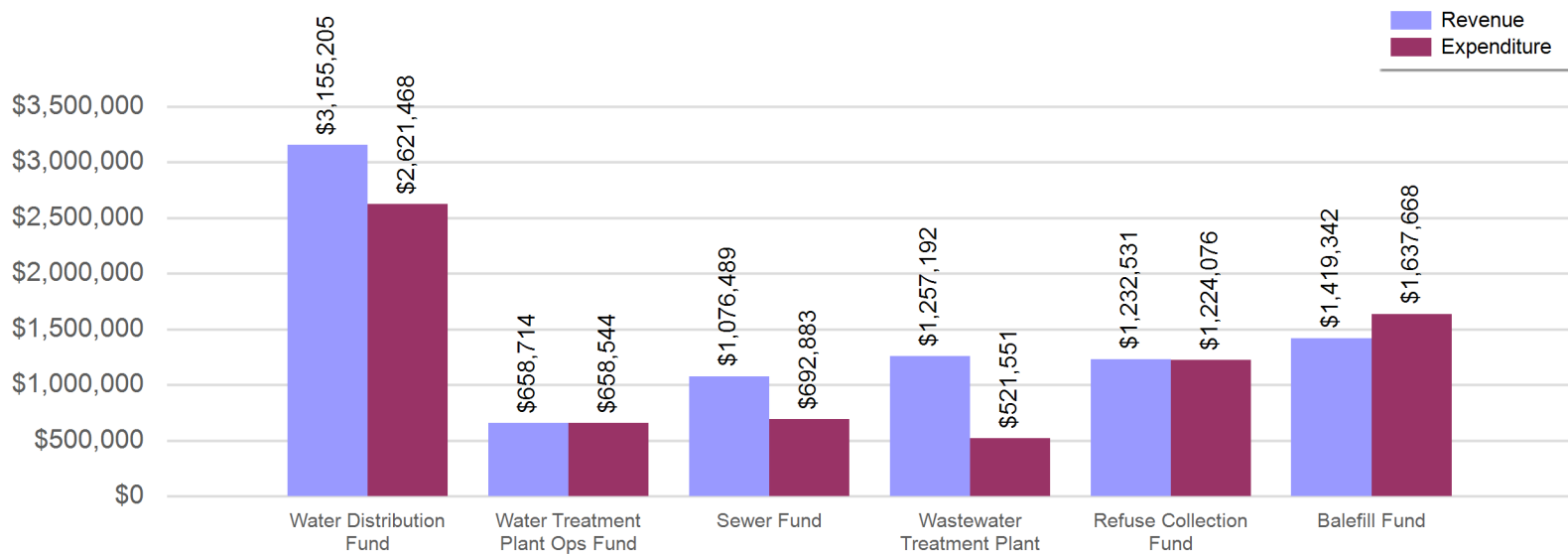
The monthly financial statements reported this month are not inclusive of all year end entries. The amounts reported this month are subject to change as we finalize the prior fiscal year and complete the audit.

	Water Distribution Fund	Water Treatment Plant Ops Fund	Sewer Fund	Wastewater Treatment Plant	Refuse Collection Fund	Balefill Fund
<b>ASSETS</b>						
<b>Current Assets</b>						
Cash	1,232,539	(234,596)	1,045,897	1,042,642	427,667	79,428
Investments	23,923,521		8,081,337	12,137,114	4,168,760	7,492,389
Market Adjustments	-		-	-	-	-
Inventory	525,497			65,494		19,950
Grants Receivable				-		-
Accounts Receivable	1,323,655	498,069	564,086	645,307	597,636	517,814
Clearing	55,951					
Prepaid Expenses	6,097			1,448	4,328	5,902
Lease Receivable - Short Term	8,584					
<b>Total Current Assets</b>	<b>27,075,844</b>	<b>263,474</b>	<b>9,691,321</b>	<b>13,892,005</b>	<b>5,198,390</b>	<b>8,115,483</b>
<b>Capital Assets</b>						
Land, Buildings & Improvements	101,328,757		31,382,210	84,654,088	5,212,769	43,841,913
Equipment	5,721,644		2,108,327	8,037,512	8,030,476	10,252,857
Accumulated Depreciation	(45,903,870)		(22,292,257)	(54,721,556)	(5,099,275)	(21,491,548)
<b>Total Capital Assets</b>	<b>61,146,530</b>		<b>11,198,280</b>	<b>37,970,044</b>	<b>8,143,969</b>	<b>32,603,221</b>
<b>Non-Current Assets</b>						
Lease Receivable - Long Term	254,214					
<b>Total Assets</b>	<b>88,476,588</b>	<b>263,474</b>	<b>20,889,601</b>	<b>51,862,049</b>	<b>13,342,359</b>	<b>40,718,705</b>
<b>DEFERRED OUTFLOWS OF RESOURCES</b>						
<b>Total Deferred Outflows Of Resources</b>	<b>1,320,202</b>	<b>689,445</b>	<b>468,902</b>	<b>945,355</b>	<b>1,588,708</b>	<b>1,305,287</b>
<b>LIABILITIES</b>						
<b>Current Liabilities</b>						
Accounts Payable	1,700,008	272,557	76,138	498,651	374,772	801,219
Accrued Wages and Benefits Payable	(476)	431	-	(900)	(1,736)	167
Interest Payable	56,982			59,699		99,566
Customer Deposits	49,975					
<b>Total Current Liabilities</b>	<b>1,806,489</b>	<b>272,988</b>	<b>76,138</b>	<b>557,450</b>	<b>373,036</b>	<b>900,952</b>
<b>Non-Current Liabilities</b>						
Notes Payable	2,826,285			13,475,860		5,328,058
Closure & Post Closure Costs						8,529,544
Accrued Comp ABS	115,666	44,601	35,283	78,941	116,259	127,810
Net Pension Liability	2,011,937	1,008,810	770,106	1,403,809	2,432,512	2,000,571
Net OPEB Liability	85,685	48,402	25,587	64,575	102,118	83,725
<b>Total Non-Current Liabilities</b>	<b>5,039,573</b>	<b>1,101,813</b>	<b>830,976</b>	<b>15,023,185</b>	<b>2,650,889</b>	<b>16,069,708</b>
<b>Total Liabilities</b>	<b>6,846,062</b>	<b>1,374,801</b>	<b>907,114</b>	<b>15,580,635</b>	<b>3,023,925</b>	<b>16,970,659</b>
<b>DEFERRED INFLOWS OF RESOURCES</b>						
<b>Total Deferred Inflows Of Resources</b>	<b>870,985</b>	<b>314,235</b>	<b>235,381</b>	<b>436,172</b>	<b>751,925</b>	<b>618,302</b>
<b>NET POSITION</b>						
Net Investment in Capital Assets	58,583,043		11,198,280	24,494,184	8,143,969	27,275,163
Unrestricted	23,496,700	(736,118)	9,017,729	12,296,412	3,011,248	(2,840,133)
<b>Total Net Position</b>	<b>82,079,743</b>	<b>(736,118)</b>	<b>20,216,009</b>	<b>36,790,596</b>	<b>11,155,217</b>	<b>24,435,030</b>

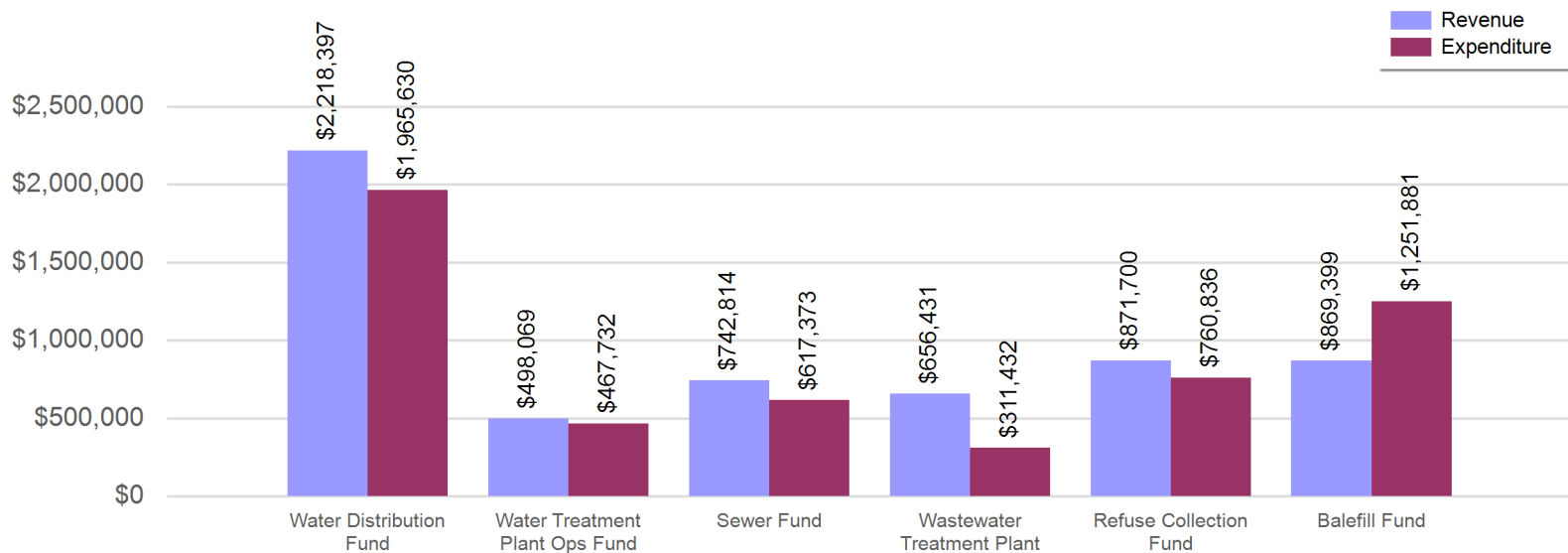
**City of Casper, Wyoming**  
**Utility Enterprise Funds Revenue and Expenditure Comparison**  
For Fiscal Year 2024 as of August 31, 2023  
16.67 % OF THE FISCAL YEAR HAS ELAPSED

The monthly financial statements reported this month are not inclusive of all year end entries. The amounts reported this month are subject to change as we finalize the prior fiscal year and complete the audit.

**Utility Enterprise Funds YTD Revenue and Expenditure Comparison**



**Utility Enterprise Funds MTD Revenue and Expenditure Comparison**



**City of Casper, Wyoming**  
**Water Distribution Fund Statement of Revenues and Expenditures**  
For Fiscal Year 2024 as of August 31, 2023  
**16.67 % OF THE FISCAL YEAR HAS ELAPSED**

The monthly financial statements reported this month are not inclusive of all year end entries. The amounts reported this month are subject to change as we finanlize the prior fiscal year and complete the audit.

	Revised Budget	Current Year To Date	Current Year % of Budget
<b>Revenues:</b>			
Goods and Svcs Rev	\$ 13,835,685	\$ 2,838,326	20.51%
Misc Revenue	483,363	95,580	19.77%
Utility Revenue	874,000	103,570	11.85%
Other Sources	706,368	117,728	16.67%
<b>Total Revenues</b>	<b>\$ 15,899,416</b>	<b>\$ 3,155,205</b>	<b>19.84%</b>
<b>Expenditures:</b>			
Personnel Services	\$ 2,545,023	\$ 384,895	15.12%
Materials & Supplies	9,104,057	1,312,476	14.42%
Contractual Services	1,560,610	215,681	13.82%
Capital Outlay	4,254,365	188,028	4.42%
Debt Service	656,714	488,993	74.46%
Transfers Out	5,989	467	7.80%
Other Costs	210,708	29,337	13.92%
Utility Expense	27,200	1,591	5.85%
<b>Total Expenditures</b>	<b>\$ 18,364,666</b>	<b>\$ 2,621,468</b>	<b>14.27%</b>
<b>Net Revenue (Shortfall)</b>	<b>\$ (2,465,250)</b>	<b>\$ 533,737</b>	<b>5.57%</b>

**Water Distribution Fund Summary of Cash and Investments**

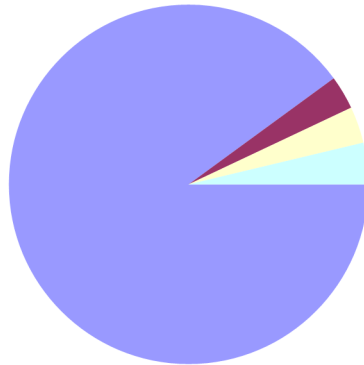
Cash	\$ 1,232,539
Investments	23,923,521
	<u>\$ 25,156,060</u>

**City of Casper, Wyoming**  
**Water Distribution Fund Summary of Revenues and Expenditures**  
For Fiscal Year 2024 as of August 31, 2023  
**16.67 % OF THE FISCAL YEAR HAS ELAPSED**

**The monthly financial statements reported this month are not inclusive of all year end entries. The amounts reported this month are subject to change as we finanlize the prior fiscal year and complete the audit.**

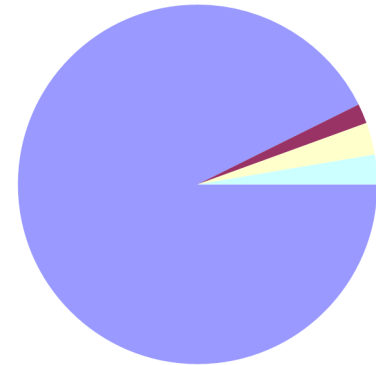
Year To Date Revenues  
\$3,155,205

Goods and Svcs Rev-\$2,838,326  
Misc Revenue-\$95,580  
Utility Revenue-\$103,570  
Other Sources-\$117,728



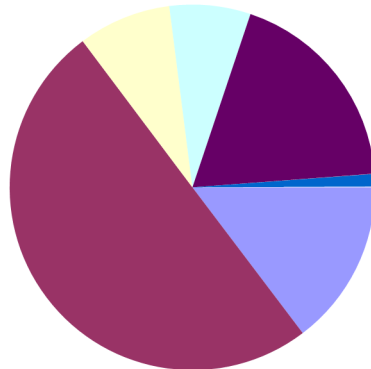
Month To Date Revenues  
\$2,218,397

Goods and Svcs Rev-\$2,055,883  
Misc Revenue-\$39,403  
Utility Revenue-\$64,247  
Other Sources-\$58,864



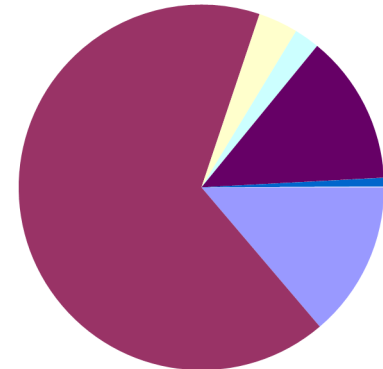
Year To Date Expenditures  
\$2,621,468

Personnel Services-\$384,895  
Materials & Supplies-\$1,312,476  
Contractual Services-\$215,681  
Capital Outlay-\$188,028  
Debt Service-\$488,993  
Transfers Out-\$467  
Other Costs-\$29,337  
Utility Expense-\$1,591



Month To Date Expenditures  
\$1,965,630

Personnel Services-\$270,944  
Materials & Supplies-\$1,304,555  
Contractual Services-\$69,140  
Capital Outlay-\$44,186  
Debt Service-\$260,180  
Transfers Out-\$188  
Other Costs-\$15,028  
Utility Expense-\$1,409



City of Casper, Wyoming  
Water Treatment Plant Ops Fund Statement of Revenues and Expenditures  
For Fiscal Year 2024 as of August 31, 2023  
16.67 % OF THE FISCAL YEAR HAS ELAPSED

The monthly financial statements reported this month are not inclusive of all year end entries. The amounts reported this month are subject to change as we finanlize the prior fiscal year and complete the audit.

	Revised Budget	Current Year To Date	Current Year % of Budget
Revenues:			
Intergovernmental	\$ 4,344,283	\$ 658,714	15.16%
Total Revenues	\$ 4,344,283	\$ 658,714	15.16%
	Revised Budget	Current Year To Date	Current Year % of Budget
Expenditures:			
Personnel Services	\$ 1,274,037	\$ 185,904	14.59%
Materials & Supplies	2,575,300	411,643	15.98%
Contractual Services	397,623	56,451	14.20%
Other Costs	34,623	4,324	12.49%
Utility Expense	62,700	221	0.35%
Total Expenditures	\$ 4,344,283	\$ 658,544	15.16%
Net Revenue (Shortfall)	\$ -	\$ 170	0.00%

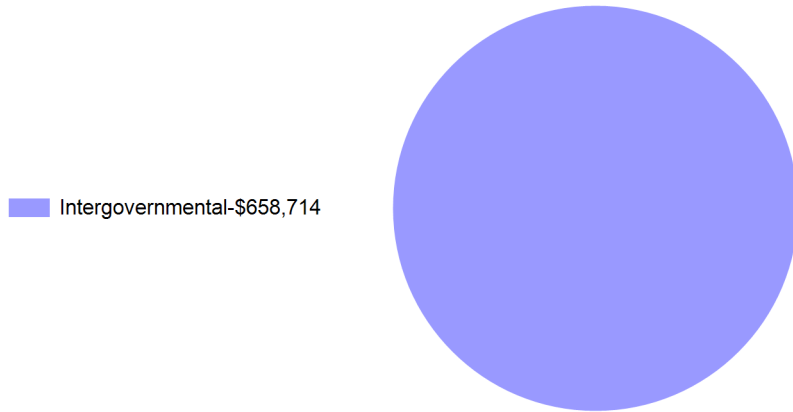
Water Treatment Plant Ops Fund Summary of Cash and Investments

Cash	\$ (234,596)
Investments	-
	<u>\$ (234,596)</u>

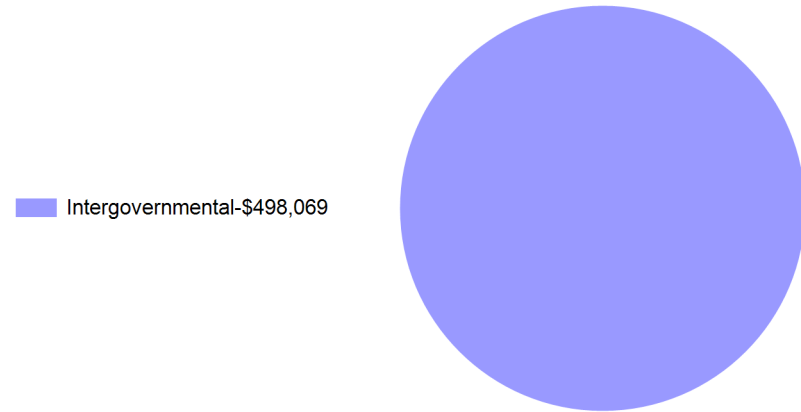
City of Casper, Wyoming  
Water Treatment Plant Ops Summary of Revenues and Expenditures  
For Fiscal Year 2024 as of August 31, 2023  
16.67 % OF THE FISCAL YEAR HAS ELAPSED

The monthly financial statements reported this month are not inclusive of all year end entries. The amounts reported this month are subject to change as we finanlize the prior fiscal year and complete the audit.

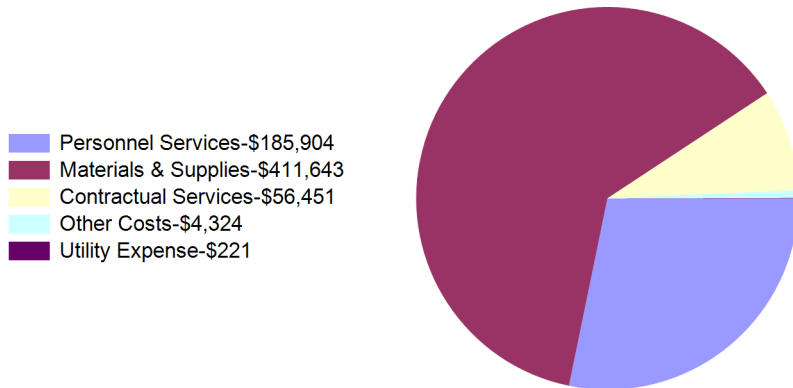
Year To Date Revenues  
\$658,714



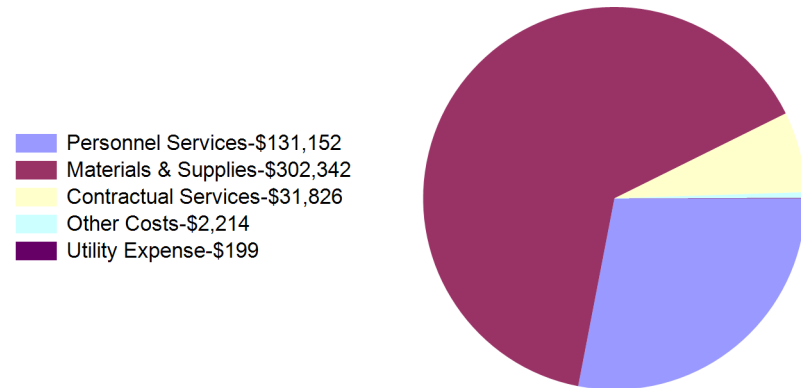
Month To Date Revenues  
\$498,069



Year To Date Expenditures  
\$658,544



Month To Date Expenditures  
\$467,732



**City of Casper, Wyoming**  
**Sewer Fund Statement of Revenues and Expenditures**  
**For Fiscal Year 2024 as of August 31, 2023**  
**16.67 % OF THE FISCAL YEAR HAS ELAPSED**

The monthly financial statements reported this month are not inclusive of all year end entries. The amounts reported this month are subject to change as we finanlize the prior fiscal year and complete the audit.

	Revised Budget	Current Year To Date	Current Year % of Budget
<b>Revenues:</b>			
Goods and Svcs Rev	\$ 7,780,599	\$ 1,015,412	13.05%
Misc Revenue	155,089	29,116	18.77%
Utility Revenue	40,000	5,245	13.11%
Other Sources	160,299	26,717	16.67%
<b>Total Revenues</b>	<b>\$ 8,135,987</b>	<b>\$ 1,076,489</b>	<b>13.23%</b>

	Revised Budget	Current Year To Date	Current Year % of Budget
<b>Expenditures:</b>			
Personnel Services	\$ 933,563	\$ 138,847	14.87%
Materials & Supplies	99,600	11,293	11.34%
Contractual Services	420,110	54,291	12.92%
Capital Outlay	1,161,000	13,943	1.20%
Transfers Out	292	467	159.88%
Other Costs	54,556	4,658	8.54%
Utility Expense	5,907,086	469,385	7.95%
<b>Total Expenditures</b>	<b>\$ 8,576,207</b>	<b>\$ 692,883</b>	<b>8.08%</b>
<b>Net Revenue (Shortfall)</b>	<b>\$ (440,220)</b>	<b>\$ 383,606</b>	<b>5.15%</b>

**Sewer Fund Summary of Cash and Investments**

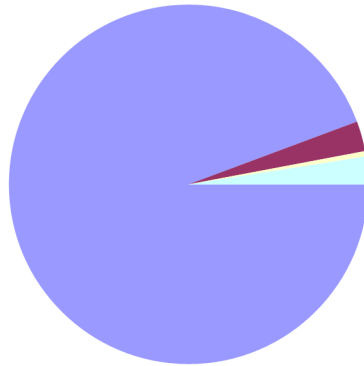
Cash	\$ 1,045,897
Investments	8,081,337
	<u>\$ 9,127,234</u>

**City of Casper, Wyoming**  
**Sewer Fund Summary of Revenues and Expenditures**  
**For Fiscal Year 2024 as of August 31, 2023**  
**16.67 % OF THE FISCAL YEAR HAS ELAPSED**

**The monthly financial statements reported this month are not inclusive of all year end entries. The amounts reported this month are subject to change as we finanlize the prior fiscal year and complete the audit.**

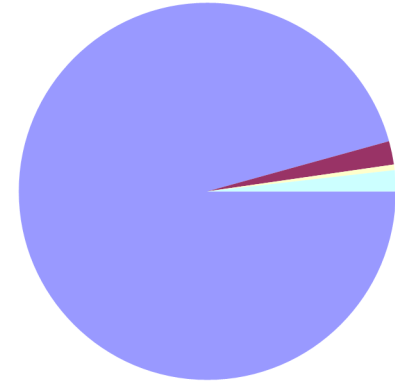
Year To Date Revenues  
\$1,076,489

Goods and Svcs Rev-\$1,015,412  
Misc Revenue-\$29,116  
Utility Revenue-\$5,245  
Other Sources-\$26,717



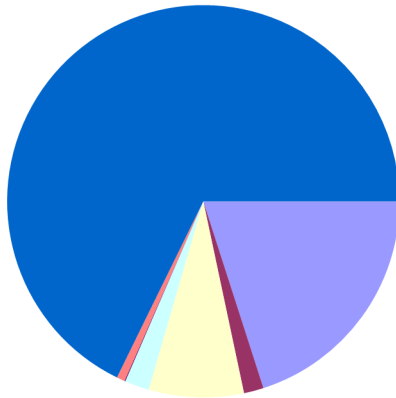
Month To Date Revenues  
\$742,814

Goods and Svcs Rev-\$710,979  
Misc Revenue-\$14,924  
Utility Revenue-\$3,553  
Other Sources-\$13,358



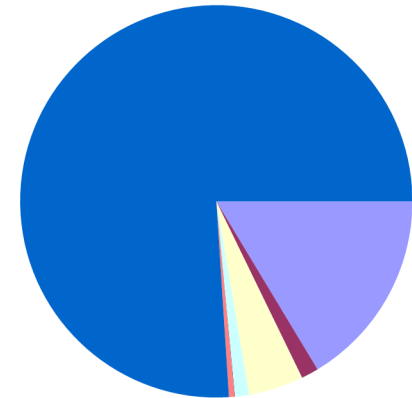
Year To Date Expenditures  
\$692,883

Personnel Services-\$138,847  
Materials & Supplies-\$11,293  
Contractual Services-\$54,291  
Capital Outlay-\$13,943  
Transfers Out-\$467  
Other Costs-\$4,658  
Utility Expense-\$469,385



Month To Date Expenditures  
\$617,373

Personnel Services-\$101,041  
Materials & Supplies-\$8,823  
Contractual Services-\$28,021  
Capital Outlay-\$7,125  
Transfers Out-\$188  
Other Costs-\$2,802  
Utility Expense-\$469,373



The monthly financial statements reported this month are not inclusive of all year end entries. The amounts reported this month are subject to change as we finanlize the prior fiscal year and complete the audit.

	Revised Budget	Current Year To Date	Current Year % of Budget
<b>Expenditures:</b>			
Personnel Services	\$ 1,694,252	\$ 254,849	15.04%
Materials & Supplies	1,434,200	66,035	4.60%
Contractual Services	799,152	110,699	13.85%
Capital Outlay	4,257,000	960	0.02%
Debt Service	846,297	43,180	5.10%
Other Costs	249,772	40,385	16.17%
Utility Expense	77,000	5,443	7.07%
<b>Total Expenditures</b>	<b>\$ 9,357,673</b>	<b>\$ 521,551</b>	<b>5.57%</b>
<b>Net Revenue (Shortfall)</b>	<b>\$ 479,919</b>	<b>\$ 735,641</b>	<b>7.21%</b>

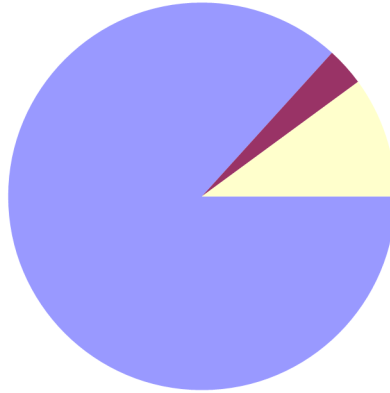
Cash	\$ 1,042,642
Investments	12,137,114
	<u>\$ 13,179,755</u>

City of Casper, Wyoming  
Sewer Fund Summary of Revenues and Expenditures  
For Fiscal Year 2024 as of August 31, 2023  
16.67 % OF THE FISCAL YEAR HAS ELAPSED

The monthly financial statements reported this month are not inclusive of all year end entries. The amounts reported this month are subject to change as we finanlize the prior fiscal year and complete the audit.

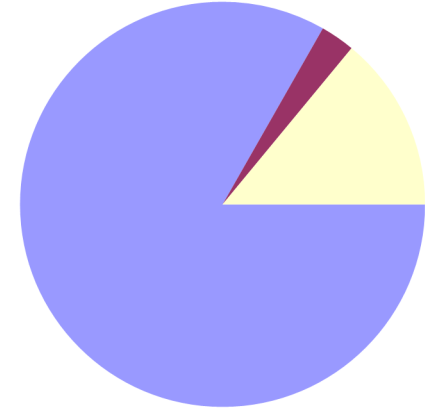
Year To Date Revenues  
\$1,257,192

Intergovernmental-\$1,090,250  
Misc Revenue-\$40,356  
Utility Revenue-\$126,585



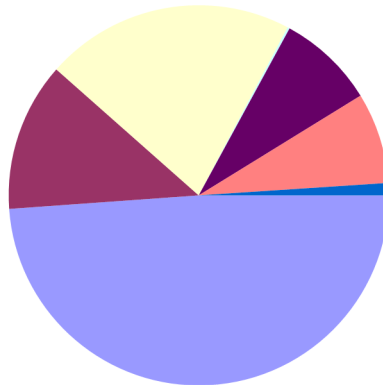
Month To Date Revenues  
\$656,431

Intergovernmental-\$546,468  
Misc Revenue-\$18,008  
Utility Revenue-\$91,955



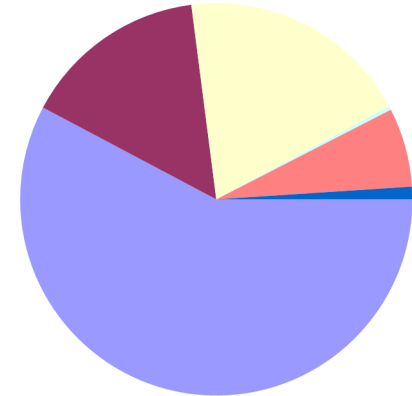
Year To Date Expenditures  
\$521,551

Personnel Services-\$254,849  
Materials & Supplies-\$66,035  
Contractual Services-\$110,699  
Capital Outlay-\$960  
Debt Service-\$43,180  
Other Costs-\$40,385  
Utility Expense-\$5,443



Month To Date Expenditures  
\$311,432

Personnel Services-\$179,857  
Materials & Supplies-\$47,378  
Contractual Services-\$59,734  
Capital Outlay-\$960  
Debt Service-\$0  
Other Costs-\$20,279  
Utility Expense-\$3,224



**City of Casper, Wyoming**  
**Refuse Collection Fund Statement of Revenues and Expenditures**  
For Fiscal Year 2024 as of August 31, 2023  
**16.67 % OF THE FISCAL YEAR HAS ELAPSED**

The monthly financial statements reported this month are not inclusive of all year end entries. The amounts reported this month are subject to change as we finanlize the prior fiscal year and complete the audit.

	Revised Budget	Current Year To Date	Current Year % of Budget
<b>Revenues:</b>			
Misc Revenue	\$ 69,978	\$ 12,883	18.41%
Utility Revenue	10,635,050	1,219,648	11.47%
<b>Total Revenues</b>	<b>\$ 10,705,028</b>	<b>\$ 1,232,531</b>	<b>11.51%</b>
<b>Expenditures:</b>			
Personnel Services	\$ 2,749,165	\$ 407,670	14.83%
Materials & Supplies	714,302	92,284	12.92%
Contractual Services	4,359,631	672,146	15.42%
Capital Outlay	2,413,400	8,837	0.37%
Transfers Out	25,000	25,000	100.00%
Other Costs	124,968	17,906	14.33%
Utility Expense	3,000	234	7.81%
<b>Total Expenditures</b>	<b>\$ 10,389,466</b>	<b>\$ 1,224,076</b>	<b>11.78%</b>
<b>Net Revenue (Shortfall)</b>	<b>\$ 315,562</b>	<b>\$ 8,455</b>	<b>-0.27%</b>

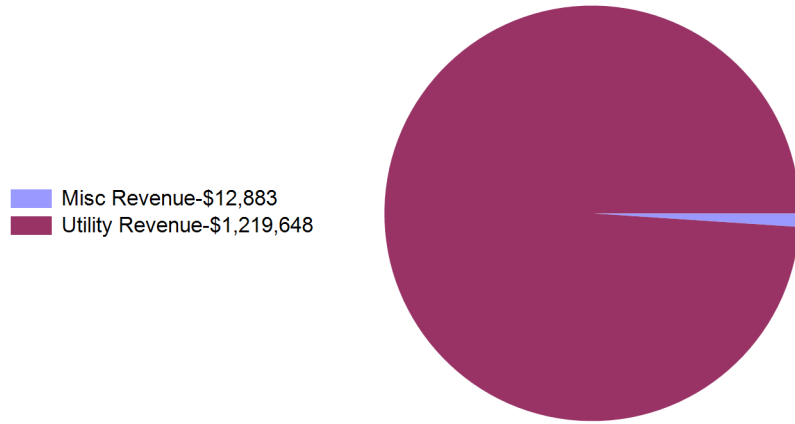
**Refuse Collection Fund Summary of Cash and Investments**

Cash	\$ 427,667
Investments	4,168,760
	<b>\$ 4,596,426</b>

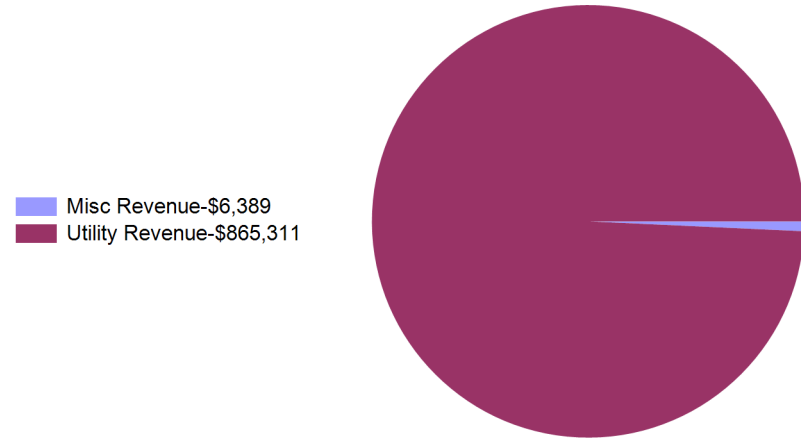
City of Casper, Wyoming  
Refuse Collection Fund Summary of Revenues and Expenditures  
For Fiscal Year 2024 as of August 31, 2023  
16.67 % OF THE FISCAL YEAR HAS ELAPSED

The monthly financial statements reported this month are not inclusive of all year end entries. The amounts reported this month are subject to change as we finanlize the prior fiscal year and complete the audit.

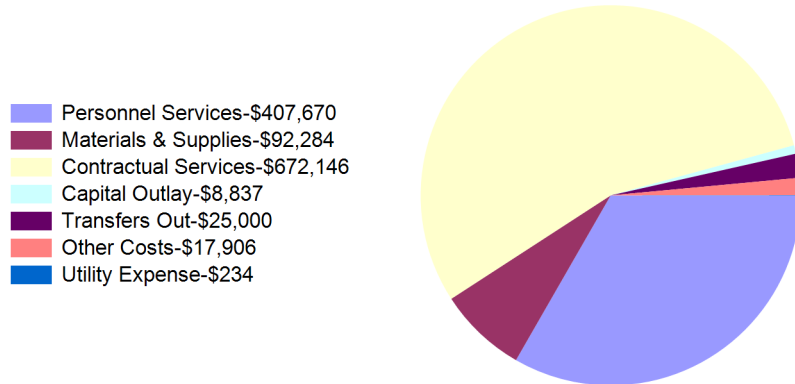
Year To Date Revenues  
\$1,232,531



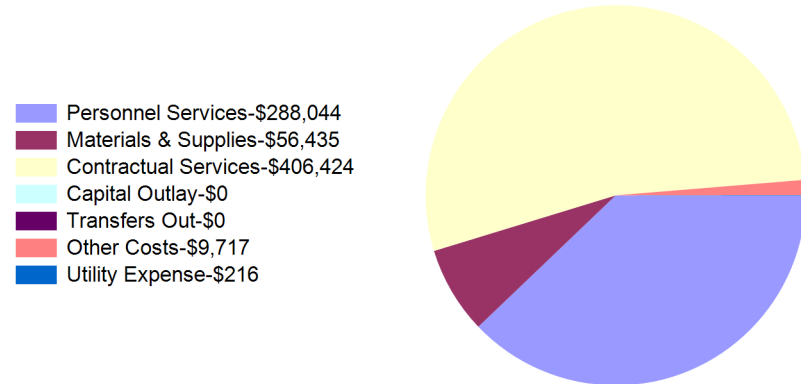
Month To Date Revenues  
\$871,700



Year To Date Expenditures  
\$1,224,076



Month To Date Expenditures  
\$760,836



**City of Casper, Wyoming**  
**Balefill Fund Statement of Revenues and Expenditures**  
**For Fiscal Year 2024 as of August 31, 2023**  
**16.67 % OF THE FISCAL YEAR HAS ELAPSED**

The monthly financial statements reported this month are not inclusive of all year end entries. The amounts reported this month are subject to change as we finanlize the prior fiscal year and complete the audit.

	Revised Budget	Current Year To Date	Current Year % of Budget
<b>Revenues:</b>			
Intergovernmental	\$ 200,340	\$ -	0.00%
Goods and Svcs Rev	266,100	46,699	17.55%
Misc Revenue	276,588	32,511	11.75%
Utility Revenue	6,629,900	1,340,132	20.21%
<b>Total Revenues</b>	<b>\$ 7,372,928</b>	<b>\$ 1,419,342</b>	<b>19.25%</b>
	Revised Budget	Current Year To Date	Current Year % of Budget
<b>Expenditures:</b>			
Personnel Services	\$ 2,634,229	\$ 394,174	14.96%
Materials & Supplies	1,496,065	104,433	6.98%
Contractual Services	2,373,570	264,473	11.14%
Capital Outlay	2,311,100	477,752	20.67%
Debt Service	482,346	342,174	70.94%
Transfers Out	10,000	10,000	100.00%
Other Costs	246,929	38,417	15.56%
Utility Expense	22,550	6,246	27.70%
<b>Total Expenditures</b>	<b>\$ 9,576,789</b>	<b>\$ 1,637,668</b>	<b>17.10%</b>
<b>Net Revenue (Shortfall)</b>	<b>\$ (2,203,861)</b>	<b>\$ (218,326)</b>	<b>2.15%</b>

**Balefill Fund Summary of Cash and Investments**

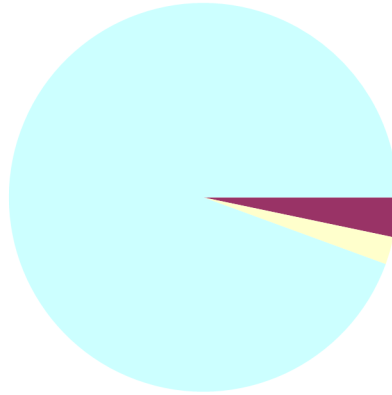
Cash	\$ 79,428
Investments	7,492,389
	<b>\$ 7,571,816</b>

**City of Casper, Wyoming**  
**Balefill Fund Summary of Revenues and Expenditures**  
**For Fiscal Year 2024 as of August 31, 2023**  
**16.67 % OF THE FISCAL YEAR HAS ELAPSED**

**The monthly financial statements reported this month are not inclusive of all year end entries. The amounts reported this month are subject to change as we finanlize the prior fiscal year and complete the audit.**

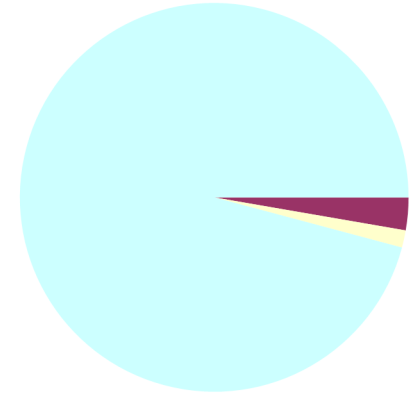
Year To Date Revenues  
\$1,419,342

Intergovernmental-\$0  
Goods and Svcs Rev-\$46,699  
Misc Revenue-\$32,511  
Utility Revenue-\$1,340,132



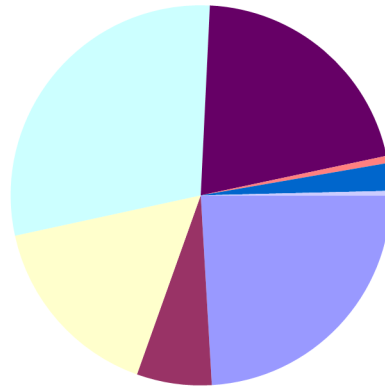
Month To Date Revenues  
\$869,399

Intergovernmental-\$0  
Goods and Svcs Rev-\$23,661  
Misc Revenue-\$12,489  
Utility Revenue-\$833,249



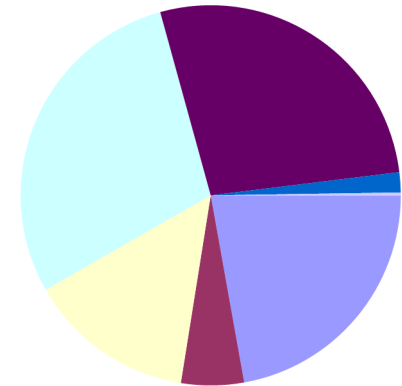
Year To Date Expenditures  
\$1,637,668

Personnel Services-\$394,174  
Materials & Supplies-\$104,433  
Contractual Services-\$264,473  
Capital Outlay-\$477,752  
Debt Service-\$342,174  
Transfers Out-\$10,000  
Other Costs-\$38,417  
Utility Expense-\$6,246



Month To Date Expenditures  
\$1,251,881

Personnel Services-\$277,669  
Materials & Supplies-\$66,795  
Contractual Services-\$178,006  
Capital Outlay-\$362,822  
Debt Service-\$342,174  
Transfers Out-\$0  
Other Costs-\$21,415  
Utility Expense-\$3,000



**City of Casper, Wyoming**  
**Parks & Recreation Enterprise Funds Consolidated Balance Sheet**  
For Fiscal Year 2024 as of August 31, 2023  
**16.67 % OF THE FISCAL YEAR HAS ELAPSED**

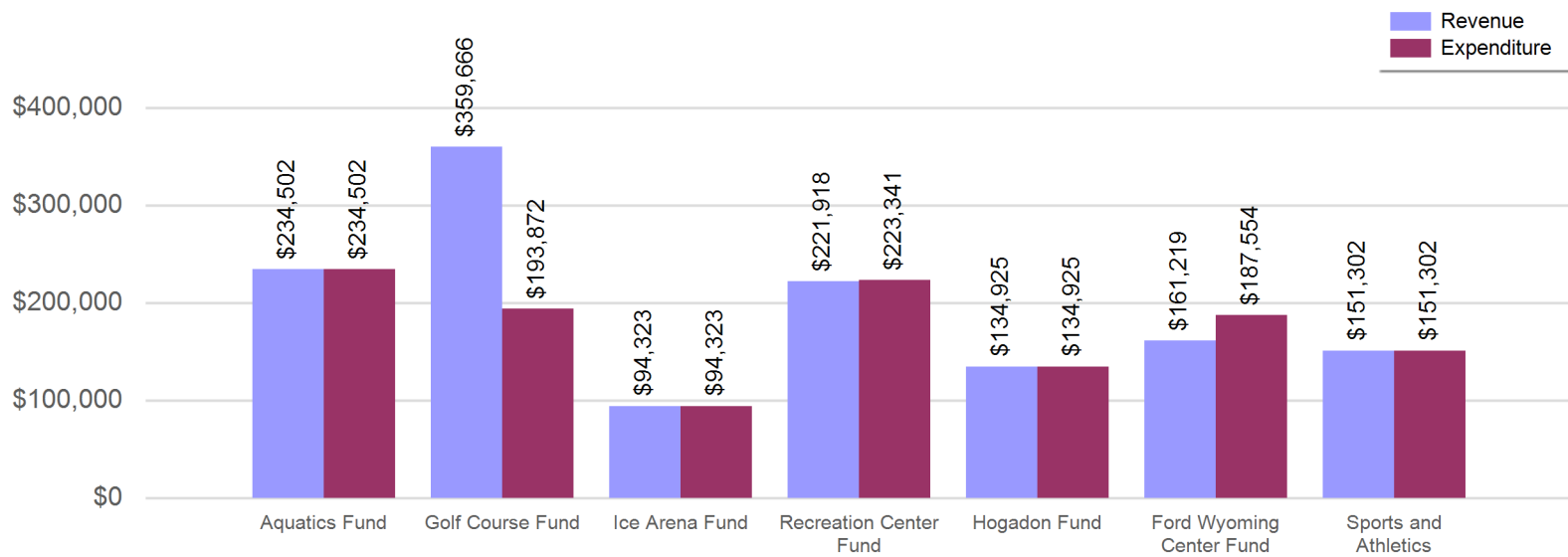
The monthly financial statements reported this month are not inclusive of all year end entries. The amounts reported this month are subject to change as we finanlize the prior fiscal year and complete the audit.

	Aquatics Fund	Golf Course Fund	Ice Arena Fund	Recreation Center Fund	Hogadon Fund	Ford Wyoming Center Fund	Sports and Athletics
<b>ASSETS</b>							
Current Assets							
Cash	21,902	793,973	(351)	139,270	(30,301)	977,337	2,134
Inventory		35,018			20,495		
Grants Receivable						6,405	
Accounts Receivable		2,811	8,482	788	40,238	-	
Lease Receivable - Short Term		23,792				15,119	
Total Current Assets	<b>21,902</b>	<b>855,593</b>	<b>8,130</b>	<b>140,058</b>	<b>30,432</b>	<b>998,861</b>	<b>2,134</b>
Capital Assets							
Land, Buildings & Improvements	14,432,867	7,097,801	5,328,515	7,333,709	10,372,812	34,200,275	
Equipment	47,801	1,272,125	302,111	387,647	2,329,091	1,755,264	
Accumulated Depreciation	(3,990,239)	(5,495,973)	(2,123,904)	(5,122,466)	(4,189,634)	(23,706,318)	
Total Capital Assets	<b>10,490,430</b>	<b>2,873,954</b>	<b>3,506,722</b>	<b>2,598,890</b>	<b>8,512,269</b>	<b>12,249,221</b>	
Non-Current Assets							
Lease Receivable - Long Term		-				148,351	
Total Assets	<b>10,512,332</b>	<b>3,729,547</b>	<b>3,514,852</b>	<b>2,738,948</b>	<b>8,542,701</b>	<b>13,396,433</b>	<b>2,134</b>
<b>DEFERRED OUTFLOWS OF RESOURCES</b>							
Total Deferred Outflows Of Resources	<b>121,692</b>	<b>217,311</b>	<b>100,726</b>	<b>294,573</b>	<b>260,205</b>		
<b>LIABILITIES</b>							
Current Liabilities							
Accounts Payable	21,902	49,255	8,166	27,195	30,432	952,959	13,828
Accrued Wages and Benefits Payable	-	-	(36)	82	-		(11,694)
Deferred Revenue		2,196		112,781			
Unearned Revenue						-	
Total Current Liabilities	<b>21,902</b>	<b>51,451</b>	<b>8,130</b>	<b>140,058</b>	<b>30,432</b>	<b>952,959</b>	<b>2,134</b>
Non-Current Liabilities							
Accrued Comp ABS	15,654	20,647	6,699	22,755	20,085		-
Net Pension Liability	221,654	375,107	159,136	463,200	394,999		
Net OPEB Liability	4,738	10,269	6,046	17,872	17,023		
Total Non-Current Liabilities	<b>242,046</b>	<b>406,023</b>	<b>171,881</b>	<b>503,828</b>	<b>432,107</b>		-
Total Liabilities	<b>263,949</b>	<b>457,474</b>	<b>180,012</b>	<b>643,886</b>	<b>462,540</b>	<b>952,959</b>	<b>2,134</b>
<b>DEFERRED INFLOWS OF RESOURCES</b>							
Total Deferred Inflows Of Resources	<b>66,708</b>	<b>137,467</b>	<b>48,940</b>	<b>142,559</b>	<b>122,274</b>	<b>155,924</b>	
<b>NET POSITION</b>							
Net Investment in Capital Assets	10,490,430	2,897,745	3,506,722	2,598,890	8,512,269	12,412,691	
Unrestricted	(187,063)	454,172	(120,095)	(351,813)	(294,177)	(125,141)	-
Total Net Position	<b>10,303,367</b>	<b>3,351,917</b>	<b>3,386,627</b>	<b>2,247,077</b>	<b>8,218,092</b>	<b>12,287,550</b>	-

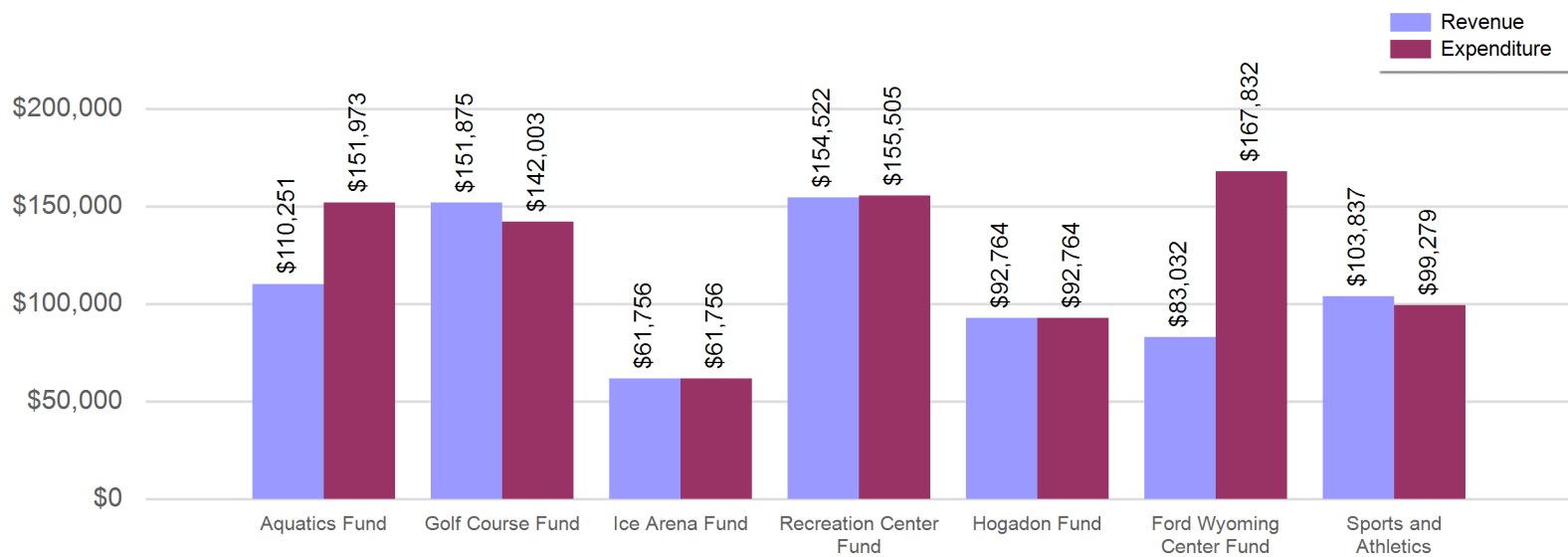
**City of Casper, Wyoming**  
**Parks & Recreation Enterprise Funds Revenue and Expenditure Comparison**  
For Fiscal Year 2024 as of August 31, 2023  
**16.67 % OF THE FISCAL YEAR HAS ELAPSED**

The monthly financial statements reported this month are not inclusive of all year end entries. The amounts reported this month are subject to change as we finalize the prior fiscal year and complete the audit.

**Parks & Recreation Enterprise Funds YTD Revenue and Expenditure Comparison**



**Parks & Recreation Enterprise Funds MTD Revenue and Expenditure Comparison**



**City of Casper, Wyoming**  
**Aquatics Fund Statement of Revenues and Expenditures**  
For Fiscal Year 2024 as of August 31, 2023  
**16.67 % OF THE FISCAL YEAR HAS ELAPSED**

The monthly financial statements reported this month are not inclusive of all year end entries. The amounts reported this month are subject to change as we finanlize the prior fiscal year and complete the audit.

	Revised Budget	Current Year To Date	Current Year % of Budget
<b>Revenues:</b>			
Goods and Svcs Rev	\$ 581,662	\$ 128,359	22.07%
Misc Revenue	70,650	8,272	11.71%
Other Sources	528,854	97,871	18.51%
<b>Total Revenues</b>	<b>\$ 1,181,166</b>	<b>\$ 234,502</b>	<b>19.85%</b>
	Revised Budget	Current Year To Date	Current Year % of Budget
<b>Expenditures:</b>			
Personnel Services	\$ 603,325	\$ 152,801	25.33%
Materials & Supplies	268,396	22,414	8.35%
Contractual Services	226,977	39,877	17.57%
Other Costs	60,918	9,407	15.44%
Utility Expense	21,550	10,003	46.42%
<b>Total Expenditures</b>	<b>\$ 1,181,166</b>	<b>\$ 234,502</b>	<b>19.85%</b>
<b>Net Revenue (Shortfall)</b>	<b>\$ -</b>	<b>\$ -</b>	<b>0.00%</b>

**Cost Recovery**                      **58.26 %**

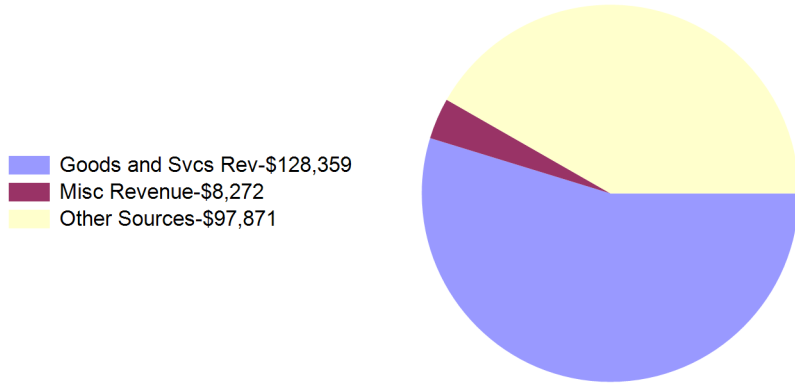
**Aquatics Fund Summary of Cash and Investments**

Cash	\$ 21,902
Investments	-
	<u>\$ 21,902</u>

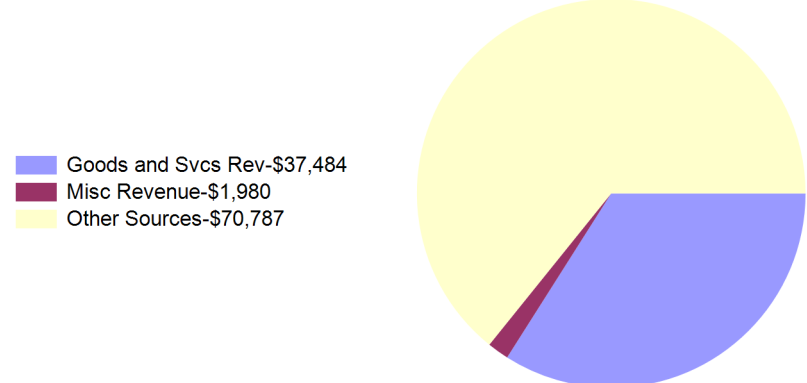
**City of Casper, Wyoming**  
**Aquatics Fund Summary of Revenues and Expenditures**  
**For Fiscal Year 2024 as of August 31, 2023**  
**16.67 % OF THE FISCAL YEAR HAS ELAPSED**

**The monthly financial statements reported this month are not inclusive of all year end entries. The amounts reported this month are subject to change as we finanlize the prior fiscal year and complete the audit.**

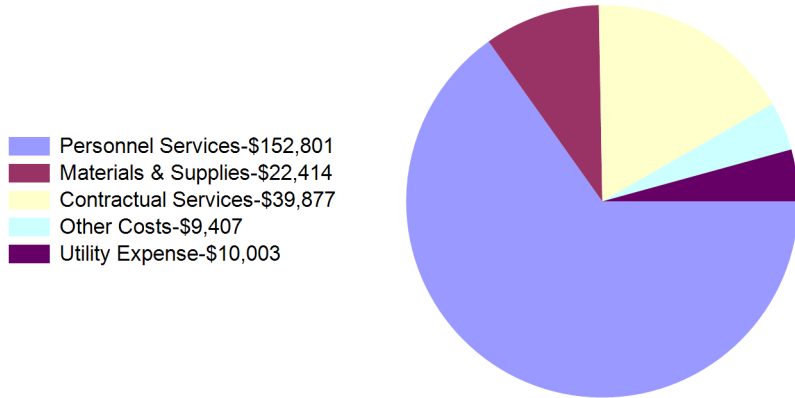
Year To Date Revenues  
\$234,502



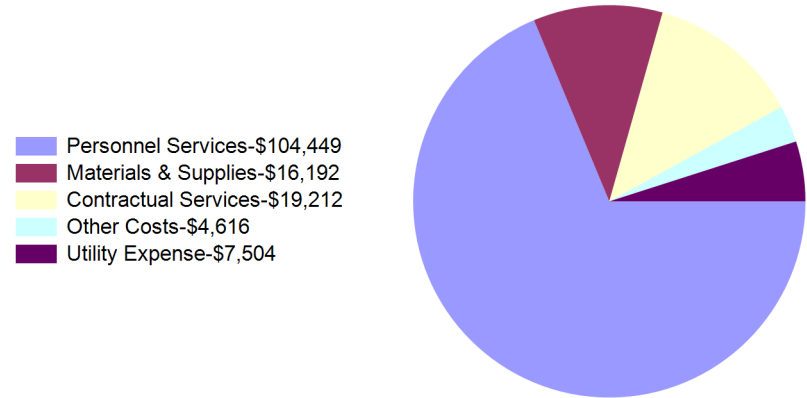
Month To Date Revenues  
\$110,251



Year To Date Expenditures  
\$234,502



Month To Date Expenditures  
\$151,973



**City of Casper, Wyoming**  
**Golf Fund Statement of Revenues and Expenditures**  
For Fiscal Year 2024 as of August 31, 2023  
**16.67 % OF THE FISCAL YEAR HAS ELAPSED**

The monthly financial statements reported this month are not inclusive of all year end entries. The amounts reported this month are subject to change as we finanlize the prior fiscal year and complete the audit.

	Revised Budget	Current Year To Date	Current Year % of Budget
<b>Revenues:</b>			
Goods and Svcs Rev	\$ 793,000	\$ 230,510	29.07%
Misc Revenue	321,000	129,156	40.24%
<b>Total Revenues</b>	<b>\$ 1,114,000</b>	<b>\$ 359,666</b>	<b>32.29%</b>

	Revised Budget	Current Year To Date	Current Year % of Budget
<b>Expenditures:</b>			
Personnel Services	\$ 562,178	\$ 124,560	22.16%
Materials & Supplies	184,848	32,107	17.37%
Contractual Services	146,545	29,621	20.21%
Capital Outlay	99,500	-	0.00%
Other Costs	42,281	4,751	11.24%
Utility Expense	23,000	2,833	12.32%
<b>Total Expenditures</b>	<b>\$ 1,058,352</b>	<b>\$ 193,872</b>	<b>18.32%</b>
<b>Net Revenue (Shortfall)</b>	<b>\$ 55,648</b>	<b>\$ 165,794</b>	<b>13.97%</b>

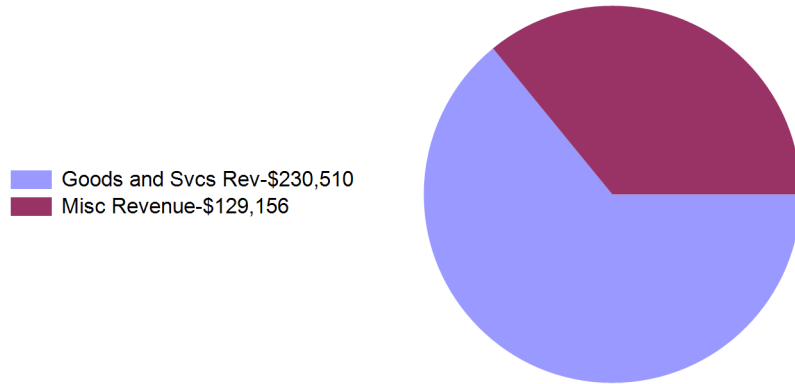
**Golf Fund Summary of Cash and Investments**

Cash	\$ 793,973
Investments	-
	<u>\$ 793,973</u>

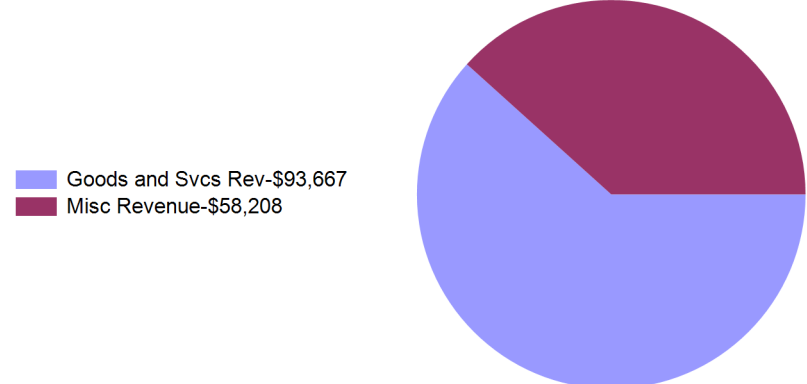
**City of Casper, Wyoming**  
**Golf Fund Summary of Revenues and Expenditures**  
**For Fiscal Year 2024 as of August 31, 2023**  
**16.67 % OF THE FISCAL YEAR HAS ELAPSED**

**The monthly financial statements reported this month are not inclusive of all year end entries. The amounts reported this month are subject to change as we finanlize the prior fiscal year and complete the audit.**

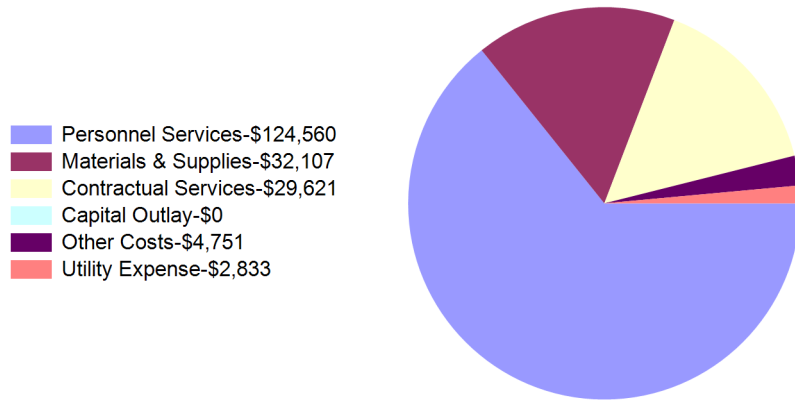
Year To Date Revenues  
\$359,666



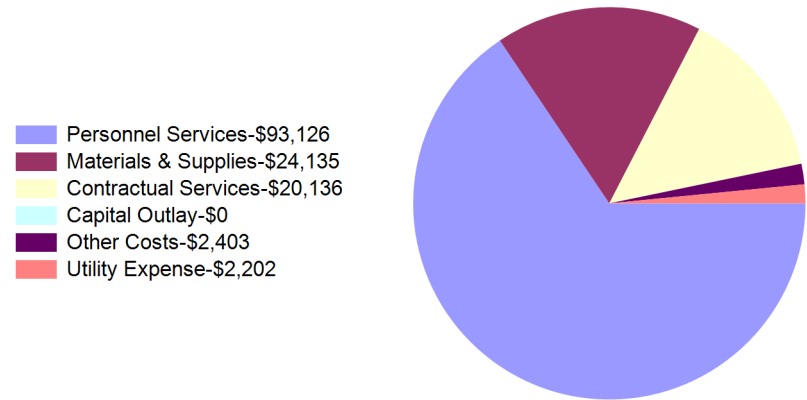
Month To Date Revenues  
\$151,875



Year To Date Expenditures  
\$193,872



Month To Date Expenditures  
\$142,003



**City of Casper, Wyoming**  
**Ice Arena Fund Statement of Revenues and Expenditures**  
**For Fiscal Year 2024 as of August 31, 2023**  
**16.67 % OF THE FISCAL YEAR HAS ELAPSED**

The monthly financial statements reported this month are not inclusive of all year end entries. The amounts reported this month are subject to change as we finanlize the prior fiscal year and complete the audit.

	Revised Budget	Current Year To Date	Current Year % of Budget
<b>Revenues:</b>			
Goods and Svcs Rev	\$ 374,700	\$ 23,321	6.22%
Misc Revenue	33,860	15,739	46.48%
Other Sources	268,617	55,263	20.57%
<b>Total Revenues</b>	<b>\$ 677,177</b>	<b>\$ 94,323</b>	<b>13.93%</b>
	Revised Budget	Current Year To Date	Current Year % of Budget
<b>Expenditures:</b>			
Personnel Services	\$ 349,131	\$ 48,096	13.78%
Materials & Supplies	137,576	18,387	13.36%
Contractual Services	153,193	22,845	14.91%
Other Costs	21,477	3,818	17.78%
Utility Expense	15,800	1,177	7.45%
<b>Total Expenditures</b>	<b>\$ 677,177</b>	<b>\$ 94,323</b>	<b>13.93%</b>
<b>Net Revenue (Shortfall)</b>	<b>\$ -</b>	<b>\$ -</b>	<b>0.00%</b>
<b>Cost Recovery</b>	<b>41.41 %</b>		

**Ice Arena Fund Summary of Cash and Investments**

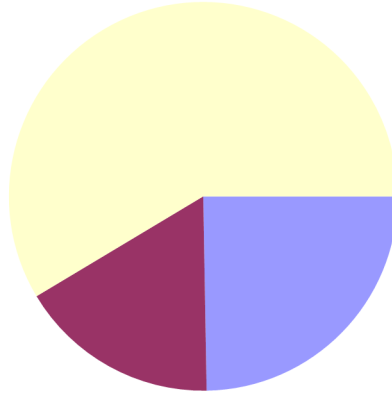
Cash	\$ (351)
Investments	-
	<u>\$ (351)</u>

City of Casper, Wyoming  
Ice Arena Fund Summary of Revenues and Expenditures  
For Fiscal Year 2024 as of August 31, 2023  
16.67 % OF THE FISCAL YEAR HAS ELAPSED

The monthly financial statements reported this month are not inclusive of all year end entries. The amounts reported this month are subject to change as we finanlize the prior fiscal year and complete the audit.

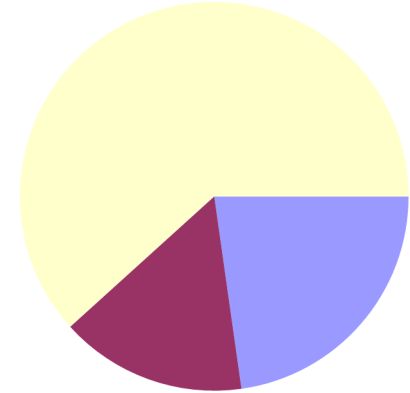
Year To Date Revenues  
\$94,323

Goods and Svcs Rev-\$23,321  
Misc Revenue-\$15,739  
Other Sources-\$55,263



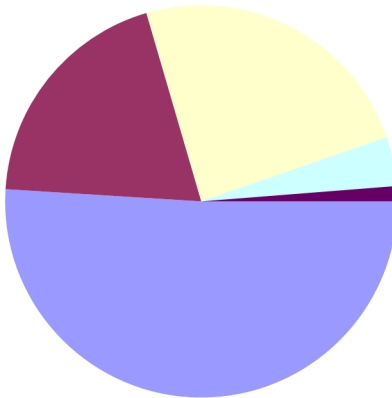
Month To Date Revenues  
\$61,756

Goods and Svcs Rev-\$14,055  
Misc Revenue-\$9,593  
Other Sources-\$38,108



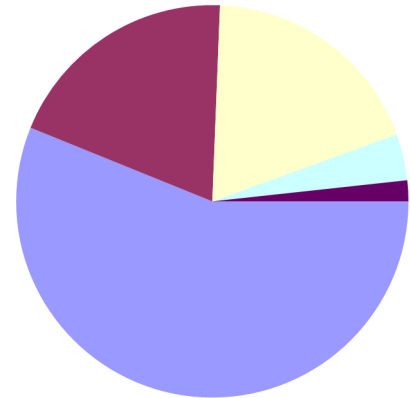
Year To Date Expenditures  
\$94,323

Personnel Services-\$48,096  
Materials & Supplies-\$18,387  
Contractual Services-\$22,845  
Other Costs-\$3,818  
Utility Expense-\$1,177



Month To Date Expenditures  
\$61,756

Personnel Services-\$34,660  
Materials & Supplies-\$12,044  
Contractual Services-\$11,637  
Other Costs-\$2,353  
Utility Expense-\$1,062



**City of Casper, Wyoming**  
**Recreation Center Statement of Revenues and Expenditures**  
For Fiscal Year 2024 as of August 31, 2023  
**16.67 % OF THE FISCAL YEAR HAS ELAPSED**

The monthly financial statements reported this month are not inclusive of all year end entries. The amounts reported this month are subject to change as we finanlize the prior fiscal year and complete the audit.

	Revised Budget	Current Year To Date	Current Year % of Budget
<b>Revenues:</b>			
Goods and Svcs Rev	\$ 402,800	\$ 33,789	8.39%
Misc Revenue	22,000	11,960	54.36%
Other Sources	614,629	176,169	28.66%
<b>Total Revenues</b>	<b>\$ 1,039,429</b>	<b>\$ 221,918</b>	<b>21.35%</b>
	Revised Budget	Current Year To Date	Current Year % of Budget
<b>Expenditures:</b>			
Personnel Services	\$ 635,902	\$ 139,597	21.95%
Materials & Supplies	108,945	33,257	30.53%
Contractual Services	167,433	28,309	16.91%
Other Costs	101,849	19,952	19.59%
Utility Expense	25,300	2,226	8.80%
<b>Total Expenditures</b>	<b>\$ 1,039,429</b>	<b>\$ 223,341</b>	<b>21.49%</b>
<b>Net Revenue (Shortfall)</b>	<b>\$ -</b>	<b>\$ (1,424)</b>	<b>-0.14%</b>
<b>Cost Recovery</b>	<b>20.48 %</b>		

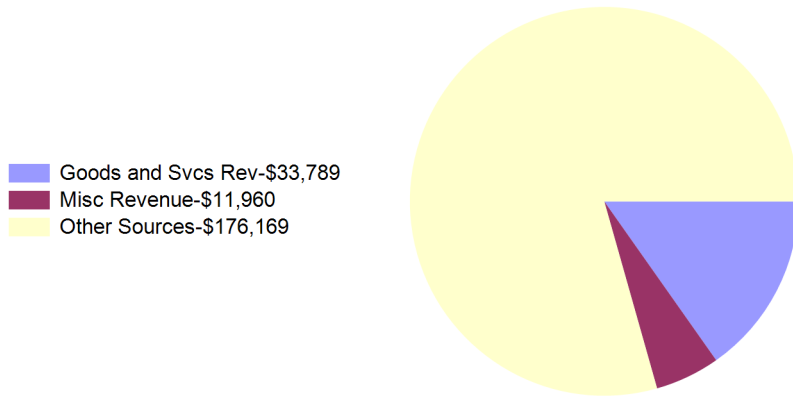
**Recreation Center Fund Summary of Cash and Investments**

Cash	\$ 139,270
Investments	-
	<u><b>\$ 139,270</b></u>

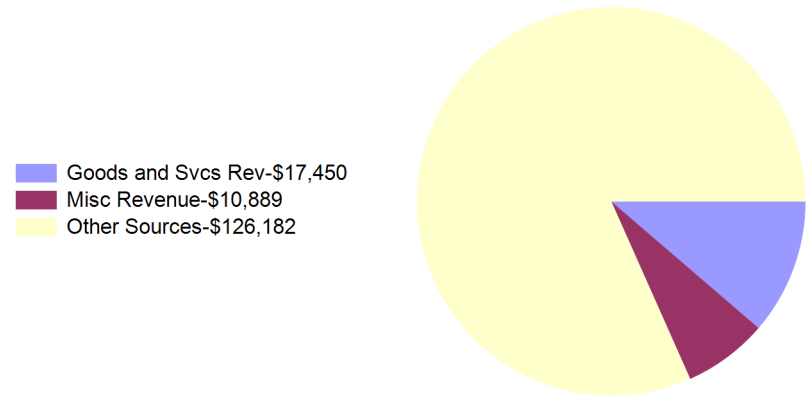
**City of Casper, Wyoming**  
**Recreation Center Fund Summary of Revenues and Expenditures**  
**For Fiscal Year 2024 as of August 31, 2023**  
**16.67 % OF THE FISCAL YEAR HAS ELAPSED**

**The monthly financial statements reported this month are not inclusive of all year end entries. The amounts reported this month are subject to change as we finanlize the prior fiscal year and complete the audit.**

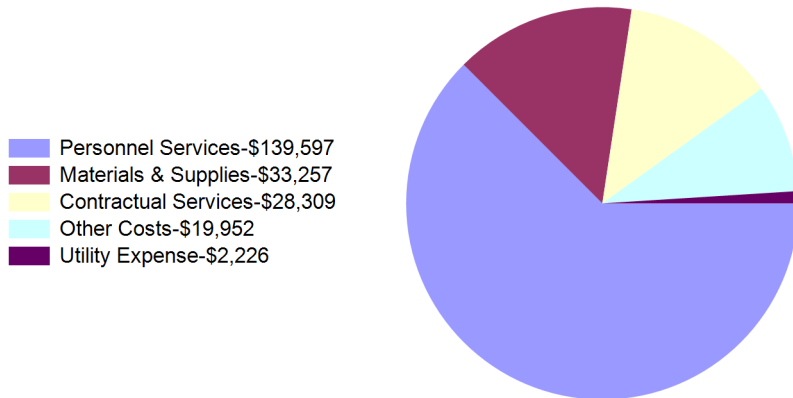
Year To Date Revenues  
\$221,918



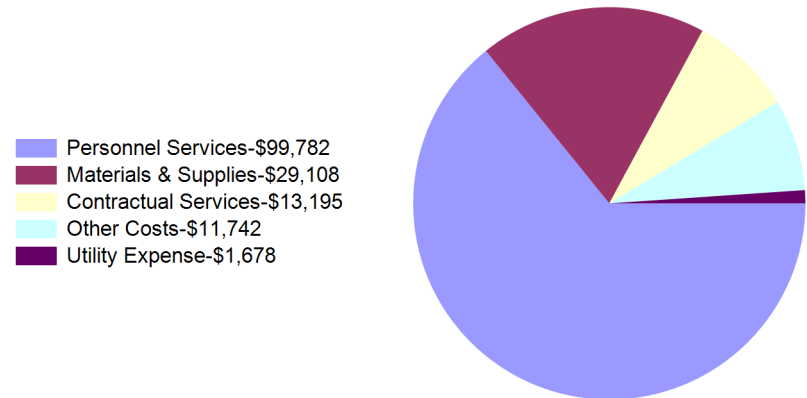
Month To Date Revenues  
\$154,522



Year To Date Expenditures  
\$223,341



Month To Date Expenditures  
\$155,505



**City of Casper, Wyoming**  
**Hogadon Fund Statement of Revenues and Expenditures**  
For Fiscal Year 2024 as of August 31, 2023  
**16.67 % OF THE FISCAL YEAR HAS ELAPSED**

The monthly financial statements reported this month are not inclusive of all year end entries. The amounts reported this month are subject to change as we finanlize the prior fiscal year and complete the audit.

	Revised Budget	Current Year To Date	Current Year % of Budget
<b>Revenues:</b>			
Goods and Svcs Rev	\$ 732,000	\$ 15	0.00%
Misc Revenue	70,000	4,000	5.71%
Other Sources	241,219	130,910	54.27%
<b>Total Revenues</b>	<b>\$ 1,043,219</b>	<b>\$ 134,925</b>	<b>12.93%</b>
<b>Expenditures:</b>			
Personnel Services	\$ 541,400	\$ 66,723	12.32%
Materials & Supplies	246,811	30,135	12.21%
Contractual Services	160,793	25,792	16.04%
Other Costs	91,215	12,119	13.29%
Utility Expense	3,000	156	5.19%
<b>Total Expenditures</b>	<b>\$ 1,043,219</b>	<b>\$ 134,925</b>	<b>12.93%</b>
<b>Net Revenue (Shortfall)</b>	<b>\$ -</b>	<b>\$ -</b>	<b>0.00%</b>
<b>Cost Recovery</b>	<b>2.98 %</b>		

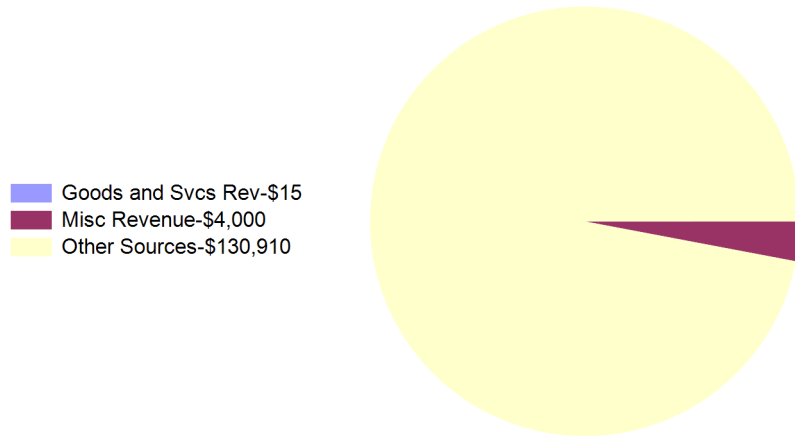
**Hogadon Fund Summary of Cash and Investments**

Cash	\$ (30,301)
Investments	-
	<u>\$ (30,301)</u>


**City of Casper, Wyoming**  
**Hogadon Fund Summary of Revenues and Expenditures**  
**For Fiscal Year 2024 as of August 31, 2023**  
**16.67 % OF THE FISCAL YEAR HAS ELAPSED**

**The monthly financial statements reported this month are not inclusive of all year end entries. The amounts reported this month are subject to change as we finanlize the prior fiscal year and complete the audit.**

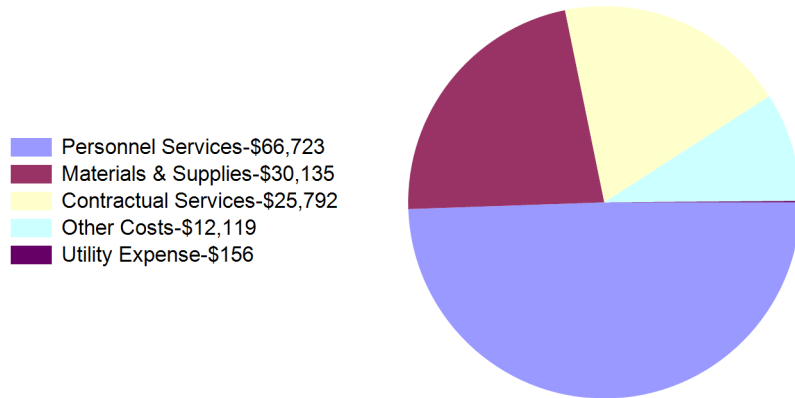
Year To Date Revenues  
\$134,925



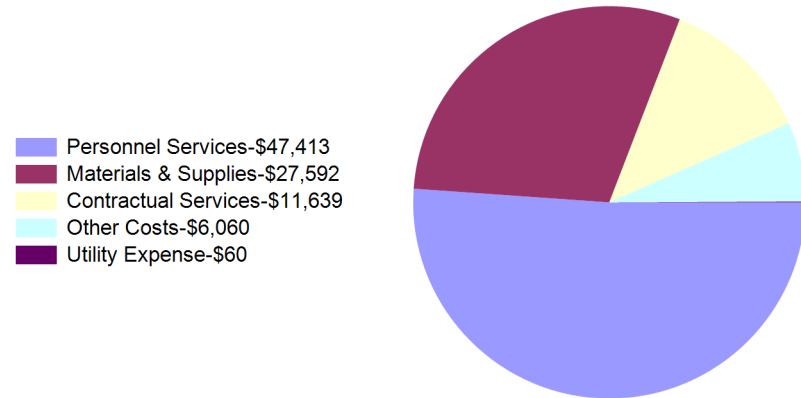
Month To Date Revenues  
\$92,764



Year To Date Expenditures  
\$134,925



Month To Date Expenditures  
\$92,764



**City of Casper, Wyoming**  
**Ford Wyoming Center Statement of Revenues and Expenditures**  
For Fiscal Year 2024 as of August 31, 2023  
**16.67 % OF THE FISCAL YEAR HAS ELAPSED**

The monthly financial statements reported this month are not inclusive of all year end entries. The amounts reported this month are subject to change as we finanlize the prior fiscal year and complete the audit.

	Revised Budget	Current Year To Date	Current Year % of Budget
<b>Revenues:</b>			
Intergovernmental	\$ -	\$ 4,844	
Misc Revenue	18,250	3,042	16.67%
Other Sources	1,080,294	153,333	14.19%
<b>Total Revenues</b>	<b>\$ 1,098,544</b>	<b>\$ 161,219</b>	<b>14.68%</b>
	Revised Budget	Current Year To Date	Current Year % of Budget
<b>Expenditures:</b>			
Materials & Supplies	\$ -	\$ 3,786	
Contractual Services	920,000	149,167	16.21%
Capital Outlay	-	4,844	
Other Costs	178,544	29,757	16.67%
<b>Total Expenditures</b>	<b>\$ 1,098,544</b>	<b>\$ 187,554</b>	<b>17.07%</b>
<b>Net Revenue (Shortfall)</b>	<b>\$ -</b>	<b>\$ (26,335)</b>	<b>-2.40%</b>

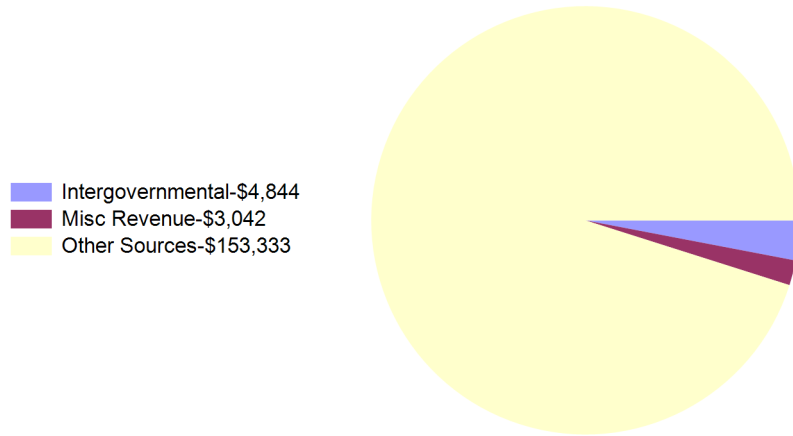
**Ford Wyoming Center Summary of Cash and Investments**

Cash	\$ 977,337
Investments	-
	<u>\$ 977,337</u>

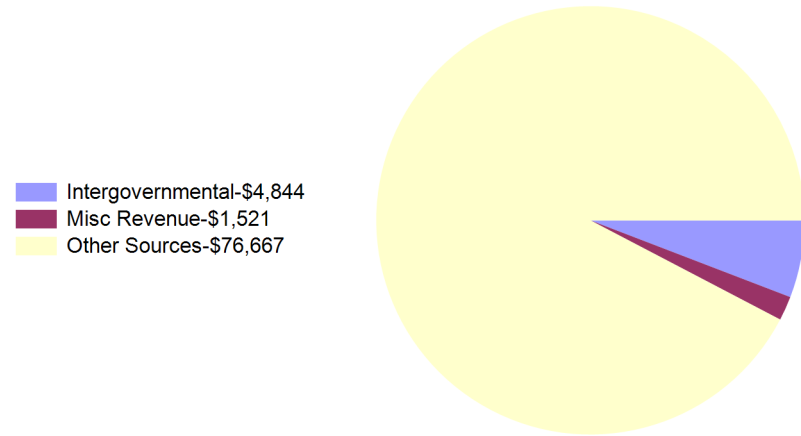
**City of Casper, Wyoming**  
**Ford Wyoming Center Summary of Revenues and Expenditures**  
**For Fiscal Year 2024 as of August 31, 2023**  
**16.67 % OF THE FISCAL YEAR HAS ELAPSED**

**The monthly financial statements reported this month are not inclusive of all year end entries. The amounts reported this month are subject to change as we finanlize the prior fiscal year and complete the audit.**

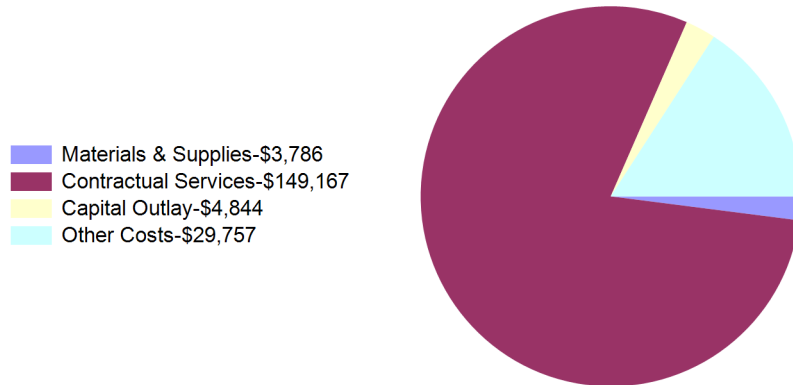
Year To Date Revenues  
\$161,219



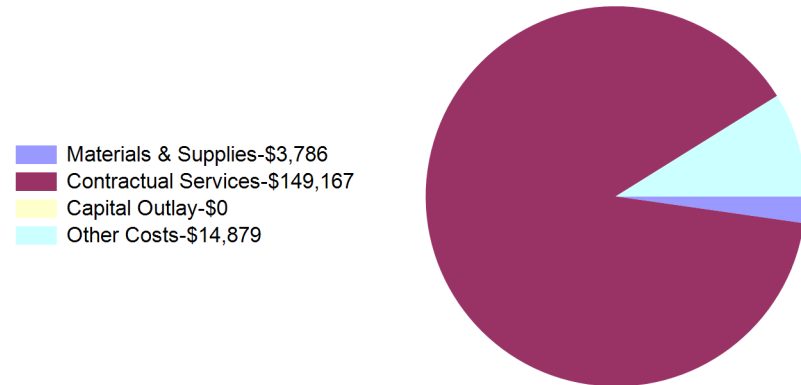
Month To Date Revenues  
\$83,032



Year To Date Expenditures  
\$187,554



Month To Date Expenditures  
\$167,832



**City of Casper, Wyoming**  
**Sports & Athletics Statement of Revenues and Expenditures**  
For Fiscal Year 2024 as of August 31, 2023  
**16.67 % OF THE FISCAL YEAR HAS ELAPSED**

The monthly financial statements reported this month are not inclusive of all year end entries. The amounts reported this month are subject to change as we finanlize the prior fiscal year and complete the audit.

	Revised Budget	Current Year To Date	Current Year % of Budget
<b>Revenues:</b>			
Goods and Svcs Rev	\$ 278,250	\$ 44,120	15.86%
Misc Revenue	83,850	50	0.06%
Other Sources	740,113	107,132	14.48%
<b>Total Revenues</b>	<b>\$ 1,102,213</b>	<b>\$ 151,302</b>	<b>13.73%</b>
	Revised Budget	Current Year To Date	Current Year % of Budget
<b>Expenditures:</b>			
Personnel Services	\$ 590,998	\$ 87,243	14.76%
Materials & Supplies	199,600	22,342	11.19%
Contractual Services	196,825	15,006	7.62%
Other Costs	66,790	9,698	14.52%
Utility Expense	48,000	17,012	35.44%
<b>Total Expenditures</b>	<b>\$ 1,102,213</b>	<b>\$ 151,302</b>	<b>13.73%</b>
<b>Net Revenue (Shortfall)</b>	<b>\$ -</b>	<b>\$ -</b>	<b>0.00%</b>
<b>Cost Recovery</b>	<b>29.19 %</b>		

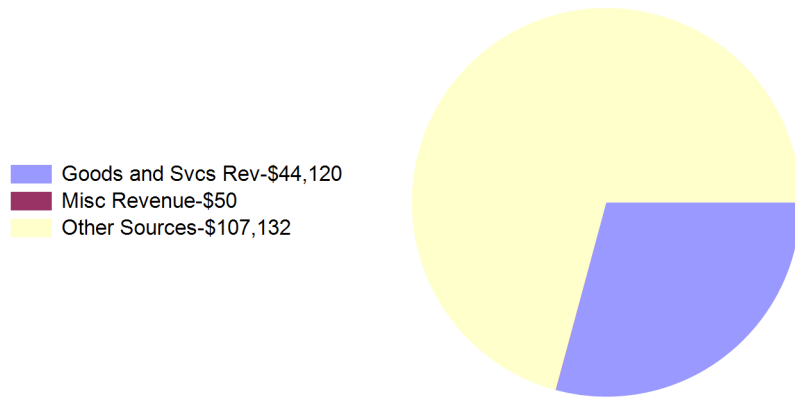
**Sports & Athletics Summary of Cash and Investments**

Cash	\$ 2,134
Investments	-
	<u>\$ 2,134</u>

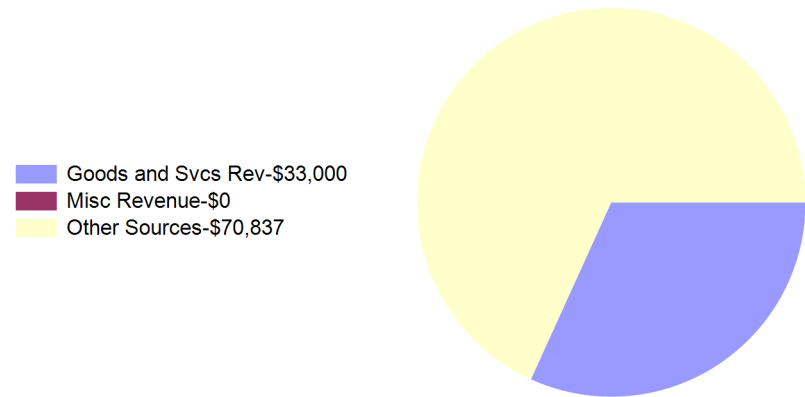
**City of Casper, Wyoming**  
**Sports & Athletics Summary of Revenues and Expenditures**  
**For Fiscal Year 2024 as of August 31, 2023**  
**16.67 % OF THE FISCAL YEAR HAS ELAPSED**

**The monthly financial statements reported this month are not inclusive of all year end entries. The amounts reported this month are subject to change as we finanlize the prior fiscal year and complete the audit.**

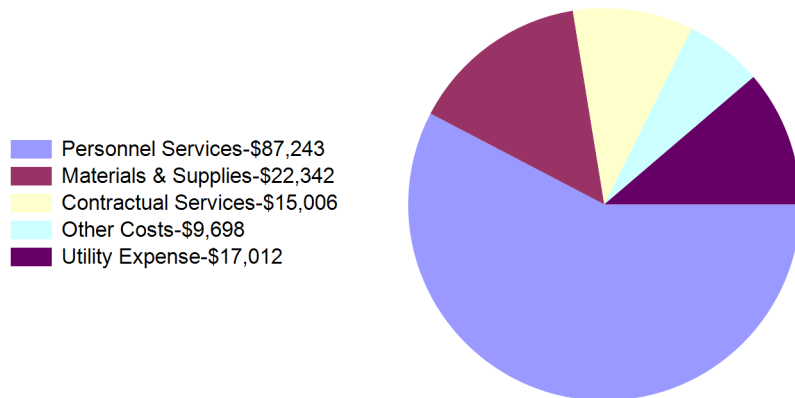
Year To Date Revenues  
\$151,302



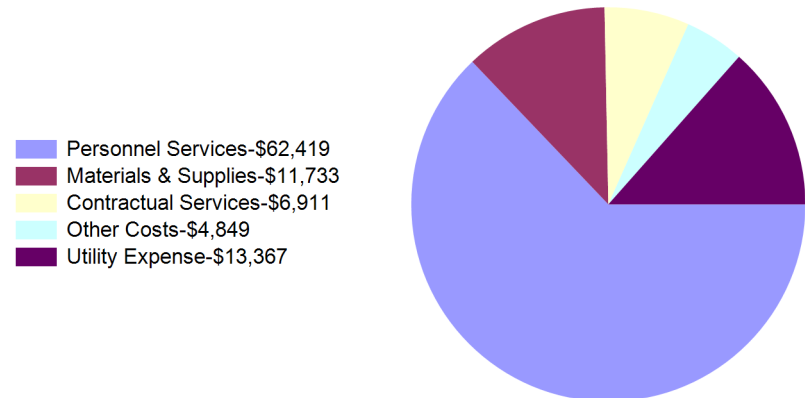
Month To Date Revenues  
\$103,837



Year To Date Expenditures  
\$151,302



Month To Date Expenditures  
\$99,279



**City of Casper, Wyoming**  
**Other Enterprise Funds Balance Sheet**  
**For Fiscal Year 2024 as of August 31, 2023**  
**16.67 % OF THE FISCAL YEAR HAS ELAPSED**

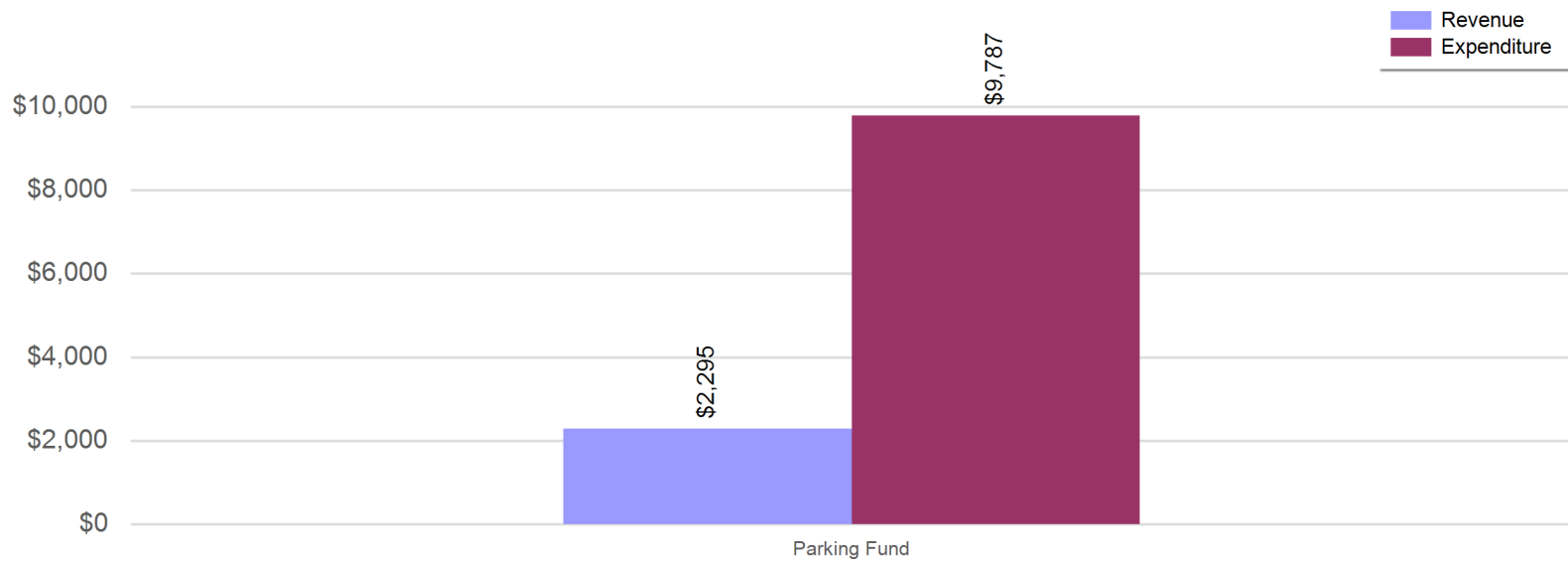
The monthly financial statements reported this month are not inclusive of all year end entries. The amounts reported this month are subject to change as we finanlize the prior fiscal year and complete the audit.

	<u>Parking Fund</u>
<b>ASSETS</b>	
Current Assets	
Cash	4,396
Investments	120,431
Market Adjustments	-
Accounts Receivable	1,024
Lease Receivable - Short Term	13,453
Total Current Assets	<u>139,303</u>
Capital Assets	
Land, Buildings & Improvements	2,981,187
Equipment	55,379
Accumulated Depreciation	(2,216,527)
Total Capital Assets	<u>820,039</u>
Non-Current Assets	
Lease Receivable - Long Term	232,578
Total Assets	<u>1,191,920</u>
<b>LIABILITIES</b>	
Current Liabilities	
Accounts Payable	10
Total Current Liabilities	<u>10</u>
Total Liabilities	<u>10</u>
<b>DEFERRED INFLOWS OF RESOURCES</b>	
Total Deferred Inflows Of Resources	<u>235,390</u>
<b>NET POSITION</b>	
Net Investment in Capital Assets	1,066,069
Unrestricted	(109,550)
Total Net Position	<u>956,520</u>

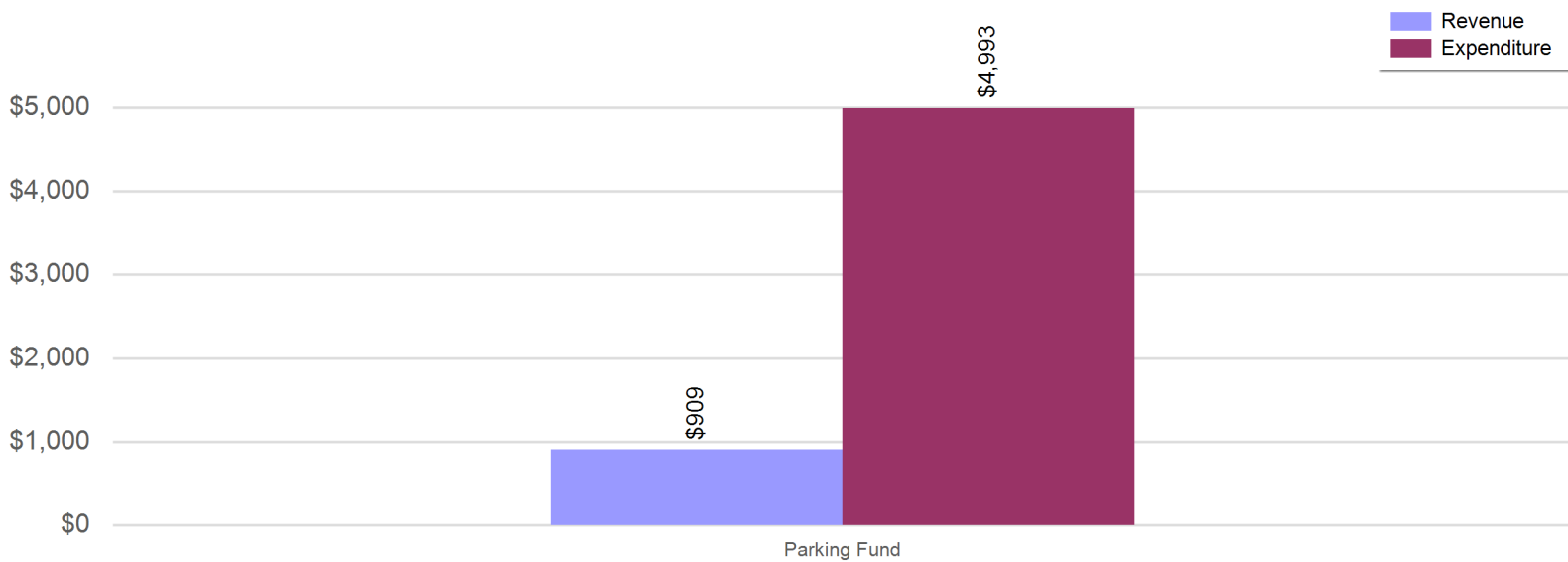
**City of Casper, Wyoming**  
**Other Enterprise Funds Revenue and Expenditure Comparison**  
**For Fiscal Year 2024 as of August 31, 2023**  
**16.67 % OF THE FISCAL YEAR HAS ELAPSED**

The monthly financial statements reported this month are not inclusive of all year end entries. The amounts reported this month are subject to change as we finalize the prior fiscal year and complete the audit.

**Other Enterprise Funds YTD Revenue and Expenditure Comparison**



**Other Enterprise Funds MTD Revenue and Expenditure Comparison**



**City of Casper, Wyoming**  
**Parking Lots Statement of Revenues and Expenditures**  
For Fiscal Year 2024 as of August 31, 2023  
**16.67 % OF THE FISCAL YEAR HAS ELAPSED**

The monthly financial statements reported this month are not inclusive of all year end entries. The amounts reported this month are subject to change as we finanlize the prior fiscal year and complete the audit.

	Revised Budget	Current Year To Date	Current Year % of Budget
<b>Revenues:</b>			
Goods and Svcs Rev	\$ 1,500	\$ 200	13.33%
Misc Revenue	16,463	2,095	12.73%
<b>Total Revenues</b>	<b>\$ 17,963</b>	<b>\$ 2,295</b>	<b>12.78%</b>
	Revised Budget	Current Year To Date	Current Year % of Budget
<b>Expenditures:</b>			
Contractual Services	\$ 42,818	\$ 5,306	12.39%
Capital Outlay	-	-	
Other Costs	26,882	4,480	16.67%
<b>Total Expenditures</b>	<b>\$ 69,700</b>	<b>\$ 9,787</b>	<b>14.04%</b>
<b>Net Revenue (Shortfall)</b>	<b>\$ (51,737)</b>	<b>\$ (7,491)</b>	<b>-1.26%</b>

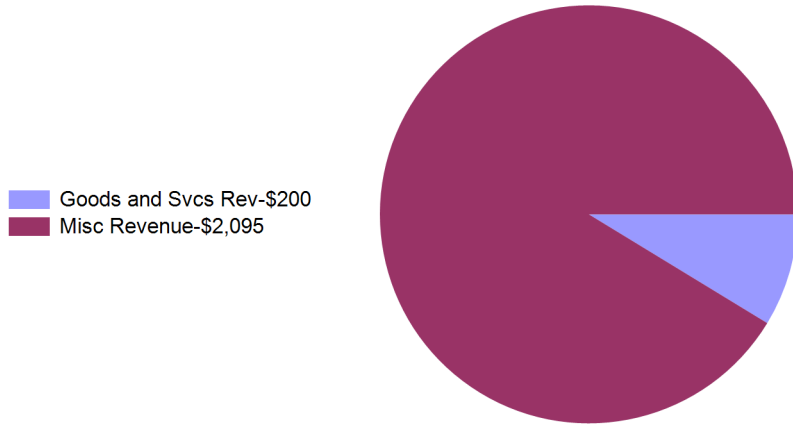
**Parking Lots Summary of Cash and Investments**

Cash	\$ 4,396
Investments	120,431
	<u>\$ 124,827</u>

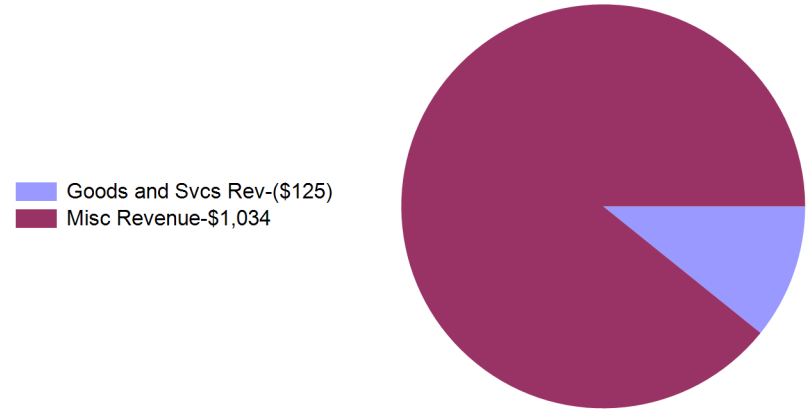
City of Casper, Wyoming  
Parking Lots Summary of Revenues and Expenditures  
For Fiscal Year 2024 as of August 31, 2023  
16.67 % OF THE FISCAL YEAR HAS ELAPSED

The monthly financial statements reported this month are not inclusive of all year end entries. The amounts reported this month are subject to change as we finanlize the prior fiscal year and complete the audit.

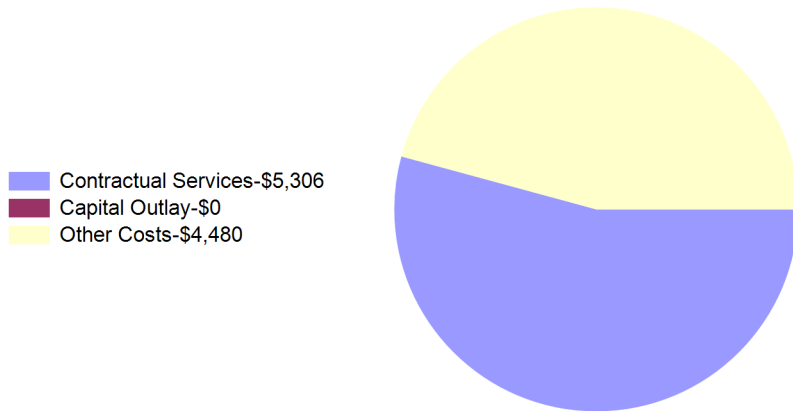
Year To Date Revenues  
\$2,295



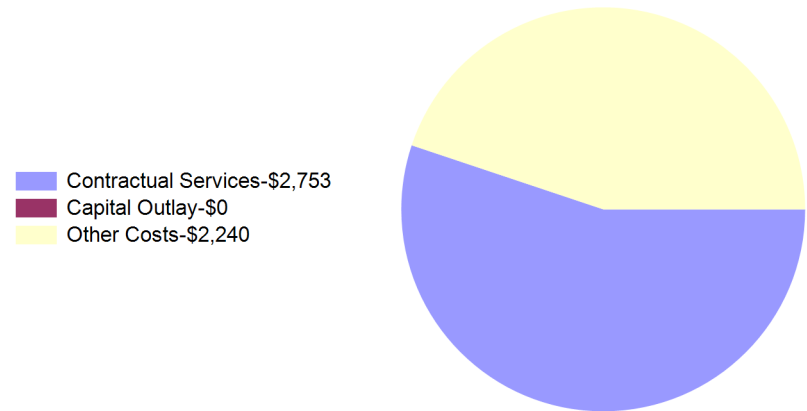
Month To Date Revenues  
\$909



Year To Date Expenditures  
\$9,787



Month To Date Expenditures  
\$4,993



**City of Casper, Wyoming**  
**Special Revenue Funds Consolidated Balance Sheet**  
For Fiscal Year 2024 as of August 31, 2023  
**16.67 % OF THE FISCAL YEAR HAS ELAPSED**

The monthly financial statements reported this month are not inclusive of all year end entries. The amounts reported this month are subject to change as we finanlize the prior fiscal year and complete the audit.

	Weed & Pest Fund	CDBG Program Fund	Special Fire Assistance Fund	Revolving Land Fund	Police Grants Fund	Public Transit Fund	Metropolitan Planning
<b>ASSETS</b>							
Current Assets							
Cash	281,464	-	(75,444)	124,345	(68,482)	(335,348)	171,687
Investments	871,284			705,303			
Market Adjustments	-			-			
Grants Receivable			202,268		39,892	413,872	66,189
Accounts Receivable	-		-	-	-	55	-
Prepaid Expenses							38,660
Total Current Assets	<u>1,152,748</u>	<u>-</u>	<u>126,824</u>	<u>829,648</u>	<u>(28,590)</u>	<u>78,579</u>	<u>276,535</u>
Total Assets	<u>1,152,748</u>	<u>-</u>	<u>126,824</u>	<u>829,648</u>	<u>(28,590)</u>	<u>78,579</u>	<u>276,535</u>
<b>LIABILITIES</b>							
Current Liabilities							
Accounts Payable	13,970	-	6,077	15	4,889	80,016	32,479
Accrued Wages and Benefits Payable	90				-	(1,437)	-
Deferred Revenue						-	
Total Current Liabilities	<u>14,059</u>	<u>-</u>	<u>6,077</u>	<u>15</u>	<u>4,889</u>	<u>78,579</u>	<u>32,479</u>
Total Liabilities	<u>14,059</u>	<u>-</u>	<u>6,077</u>	<u>15</u>	<u>4,889</u>	<u>78,579</u>	<u>32,479</u>
<b>NET POSITION</b>							
Unrestricted	1,138,689	-	120,747	829,633	(33,479)	-	244,056
Total Net Position	<u>1,138,689</u>	<u>-</u>	<u>120,747</u>	<u>829,633</u>	<u>(33,479)</u>	<u>-</u>	<u>244,056</u>

**City of Casper, Wyoming**  
**Special Revenue Funds Consolidated Balance Sheet**  
**For Fiscal Year 2024 as of August 31, 2023**  
**16.67 % OF THE FISCAL YEAR HAS ELAPSED**

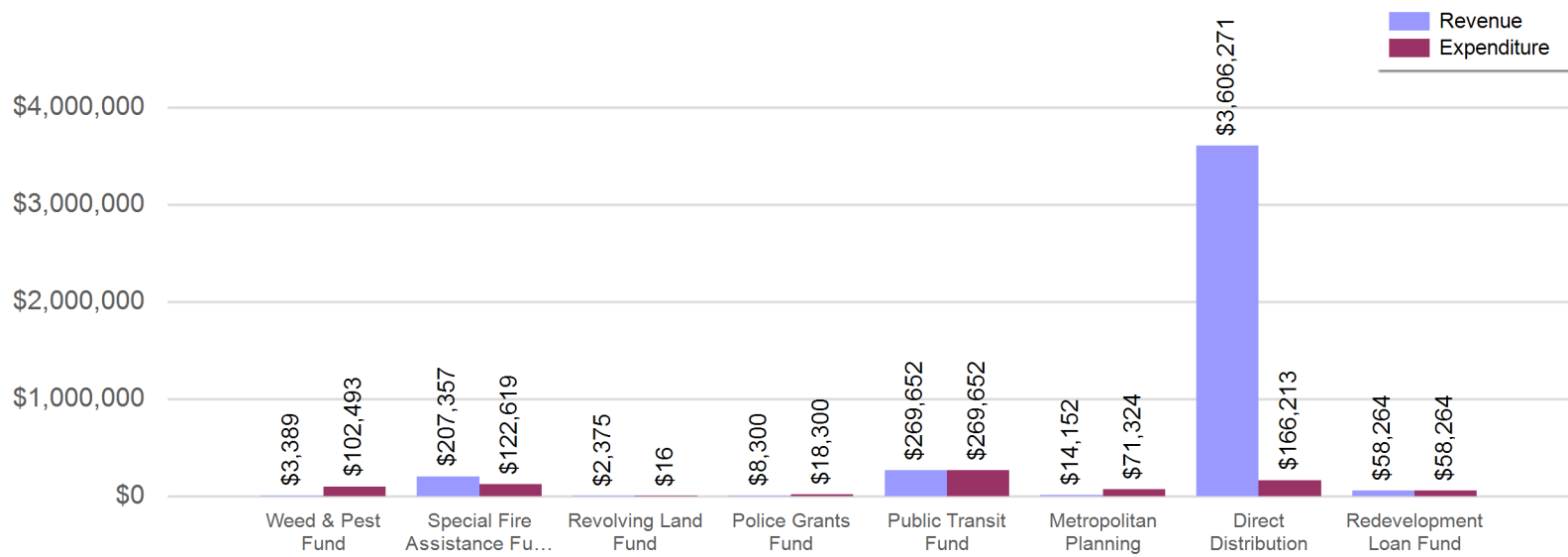
The monthly financial statements reported this month are not inclusive of all year end entries. The amounts reported this month are subject to change as we finanlize the prior fiscal year and complete the audit.

	<u>Direct Distribution</u>	<u>Redevelopment Loan Fund</u>
<b>ASSETS</b>		
Current Assets		
Cash	440,504	101,164
Investments	2,999,082	
Interest Receivable		2,687
Loans Receivable		109,000
Total Current Assets	<u>3,439,585</u>	<u>212,851</u>
Total Assets	<u>3,439,585</u>	<u>212,851</u>
<b>LIABILITIES</b>		
Current Liabilities		
Accounts Payable	298	227
Interest Payable		2,687
Total Current Liabilities	<u>298</u>	<u>2,914</u>
Total Liabilities	<u>298</u>	<u>2,914</u>
<b>NET POSITION</b>		
Unrestricted	3,439,287	209,937
Total Net Position	<u>3,439,287</u>	<u>209,937</u>

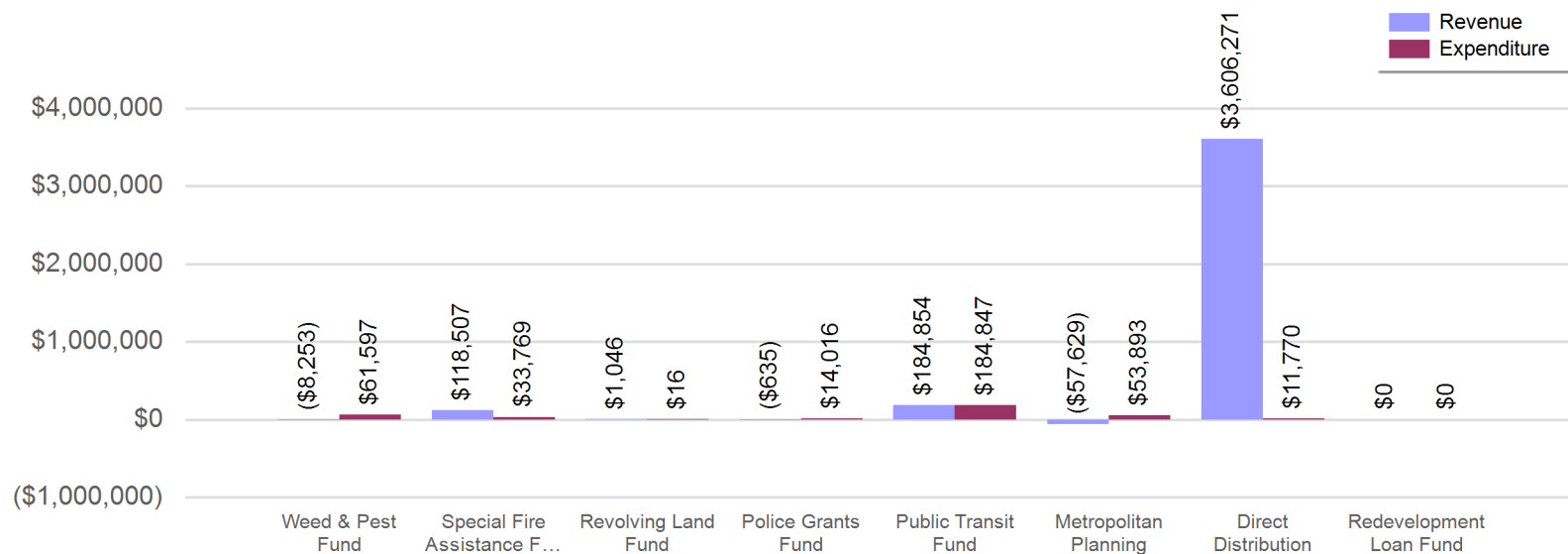
**City of Casper, Wyoming**  
**Special Revenue Funds Revenue and Expenditure Comparison**  
For Fiscal Year 2024 as of August 31, 2023  
**16.67 % OF THE FISCAL YEAR HAS ELAPSED**

The monthly financial statements reported this month are not inclusive of all year end entries. The amounts reported this month are subject to change as we finalize the prior fiscal year and complete the audit.

**Special Revenue Funds YTD Revenue and Expenditure Comparison**



**Special Revenue Funds MTD Revenue and Expenditure Comparison**



**City of Casper, Wyoming**  
**Weed & Pest Fund Statement of Revenues and Expenditures**  
For Fiscal Year 2024 as of August 31, 2023  
**16.67 % OF THE FISCAL YEAR HAS ELAPSED**

The monthly financial statements reported this month are not inclusive of all year end entries. The amounts reported this month are subject to change as we finanlize the prior fiscal year and complete the audit.

	Revised Budget	Current Year To Date	Current Year % of Budget
<b>Revenues:</b>			
Local Taxes	\$ 912,000	\$ -	0.00%
Misc Revenue	16,331	3,389	20.75%
<b>Total Revenues</b>	<b>\$ 928,331</b>	<b>\$ 3,389</b>	<b>0.37%</b>

	Revised Budget	Current Year To Date	Current Year % of Budget
<b>Expenditures:</b>			
Personnel Services	\$ 332,317	\$ 61,187	18.41%
Materials & Supplies	97,000	27,174	28.01%
Contractual Services	157,185	12,640	8.04%
Capital Outlay	256,505	-	0.00%
Other Costs	9,875	1,136	11.50%
Utility Expense	4,000	355	8.87%
<b>Total Expenditures</b>	<b>\$ 856,882</b>	<b>\$ 102,493</b>	<b>11.96%</b>
<b>Net Revenue (Shortfall)</b>	<b>\$ 71,449</b>	<b>\$ (99,104)</b>	<b>-11.60%</b>

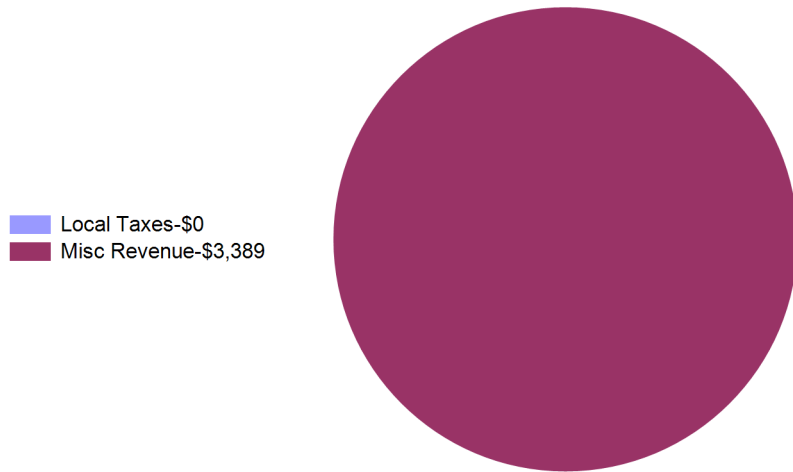
**Weed & Pest Fund Summary of Cash and Investments**

Cash	\$ 281,464
Investments	871,284
	<u><b>\$ 1,152,748</b></u>

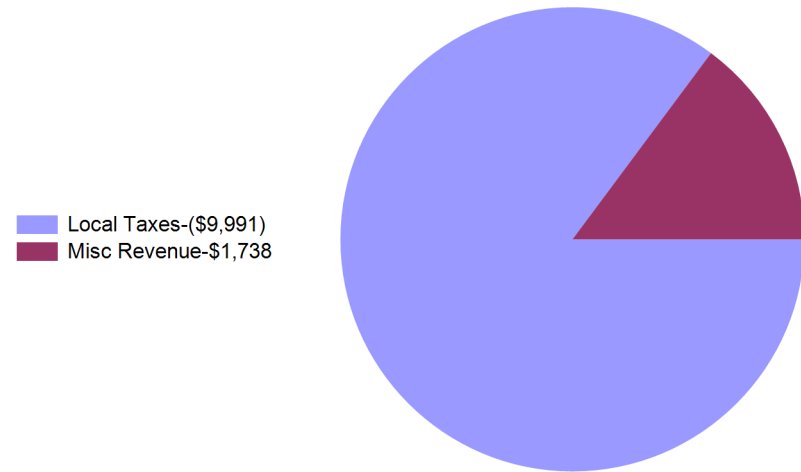
**City of Casper, Wyoming**  
**Weed & Pest Fund**  
**Summary of Revenues and Expenditures**  
**For Fiscal Year 2024 as of August 31, 2023**  
**16.67 % OF THE FISCAL YEAR HAS ELAPSED**

**The monthly financial statements reported this month are not inclusive of all year end entries. The amounts reported this month are subject to change as we finanlize the prior fiscal year and complete the audit.**

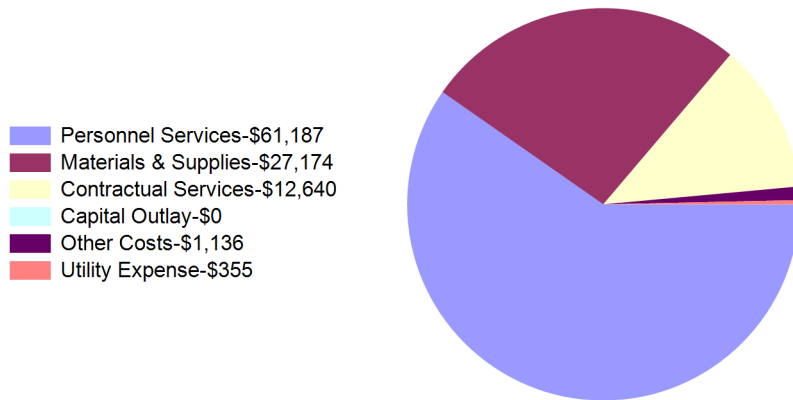
Year To Date Revenues  
\$3,389



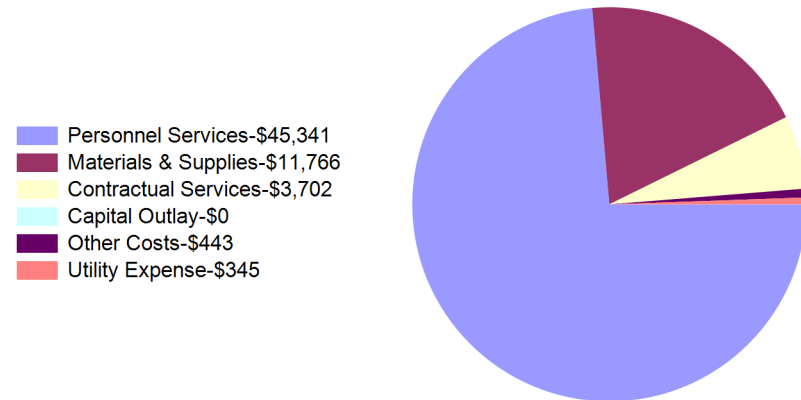
Month To Date Revenues  
(\$8,253)



Year To Date Expenditures  
\$102,493



Month To Date Expenditures  
\$61,597



The monthly financial statements reported this month are not inclusive of all year end entries. The amounts reported this month are subject to change as we finalize the prior fiscal year and complete the audit.

The monthly financial statements reported this month are not inclusive of all year end entries. The amounts reported this month are subject to change as we finanlize the prior fiscal year and complete the audit.

	Revised Budget	Current Year To Date	Current Year % of Budget
<b>Expenditures:</b>			
Materials & Supplies	\$ -	\$ 122,619	
<b>Total Expenditures</b>	<b>\$ -</b>	<b>\$ 122,619</b>	
<b>Net Revenue (Shortfall)</b>	<b>\$ -</b>	<b>\$ 84,738</b>	

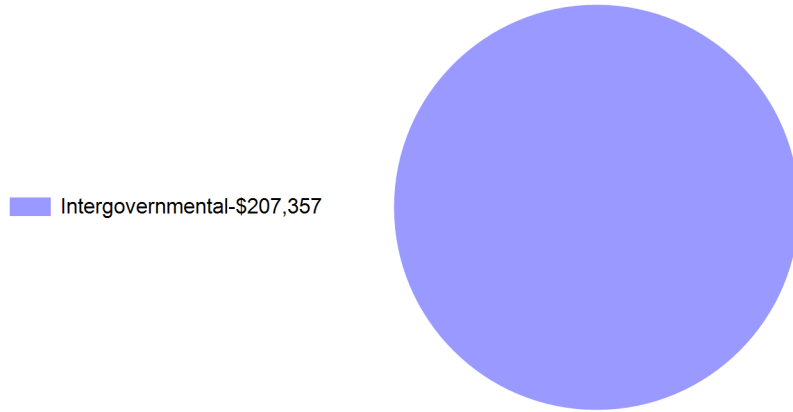
### Special Fire Assistance Fund Summary of Cash and Investments

Cash	\$	(75,444)
Investments		-
	\$	<u>(75,444)</u>

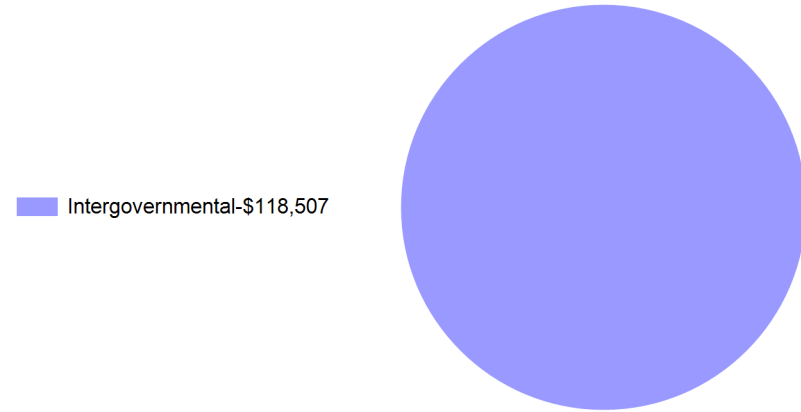
**City of Casper, Wyoming**  
**Special Fire Assistance Fund Summary of Revenues and Expenditures**  
For Fiscal Year 2024 as of August 31, 2023  
**16.67 % OF THE FISCAL YEAR HAS ELAPSED**

**The monthly financial statements reported this month are not inclusive of all year end entries. The amounts reported this month are subject to change as we finanlize the prior fiscal year and complete the audit.**

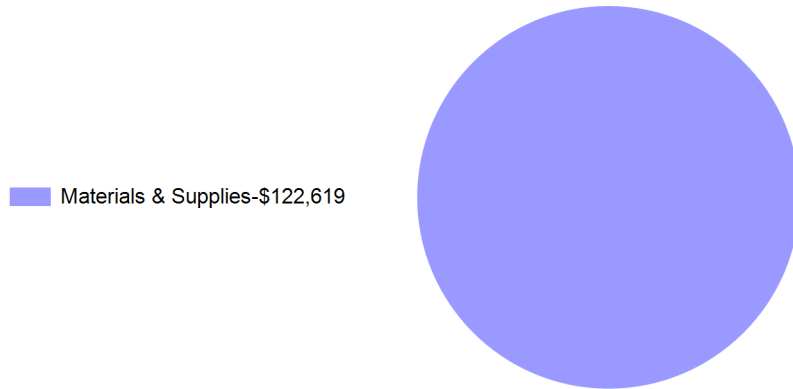
Year To Date Revenues  
\$207,357



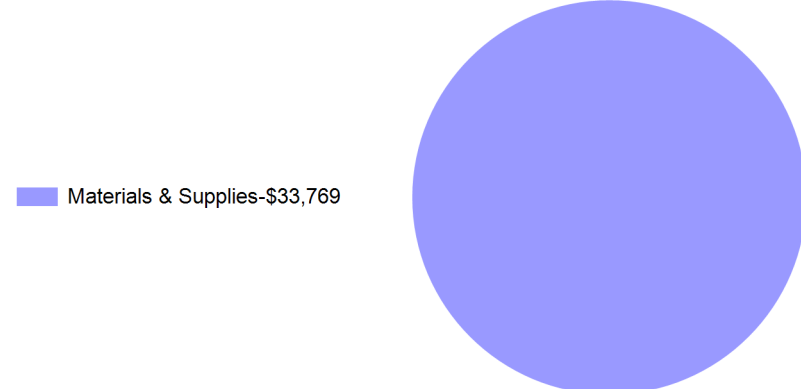
Month To Date Revenues  
\$118,507



Year To Date Expenditures  
\$122,619



Month To Date Expenditures  
\$33,769



City of Casper, Wyoming  
Revolving Land Fund Statement of Revenues and Expenditures  
For Fiscal Year 2024 as of August 31, 2023  
16.67 % OF THE FISCAL YEAR HAS ELAPSED

The monthly financial statements reported this month are not inclusive of all year end entries. The amounts reported this month are subject to change as we finanlize the prior fiscal year and complete the audit.

	Revised Budget	Current Year To Date	Current Year % of Budget
Revenues:			
Misc Revenue	\$ 20,777	\$ 2,375	11.43%
Total Revenues	<u>\$ 20,777</u>	<u>\$ 2,375</u>	<u>11.43%</u>
	Revised Budget	Current Year To Date	Current Year % of Budget
Expenditures:			
Contractual Services	\$ 45,849	\$ 16	0.03%
Total Expenditures	<u>\$ 45,849</u>	<u>\$ 16</u>	<u>0.03%</u>
Net Revenue (Shortfall)	\$ (25,072)	\$ 2,359	11.39%

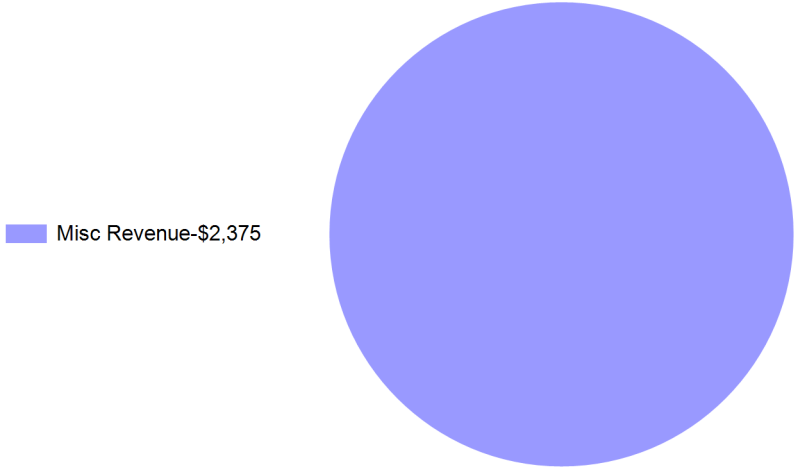
Revolving Land Fund Summary of Cash and Investments

Cash	\$ 124,345
Investments	705,303
	<u>\$ 829,648</u>

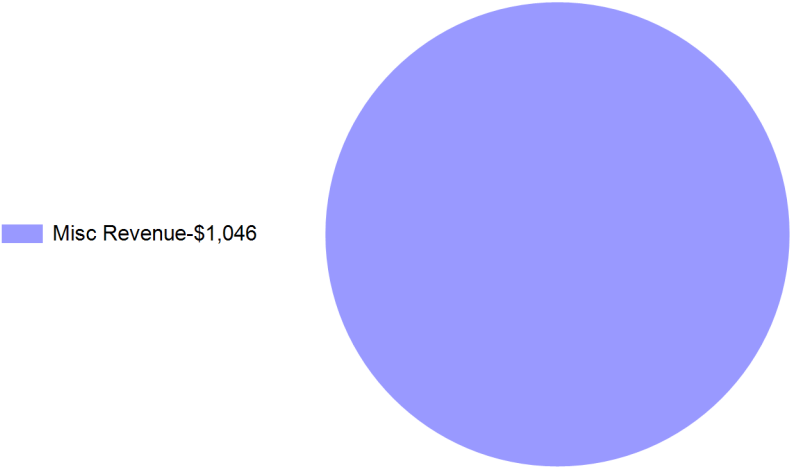
City of Casper, Wyoming  
Revolving Land Fund Summary of Revenues and Expenditures  
For Fiscal Year 2024 as of August 31, 2023  
16.67 % OF THE FISCAL YEAR HAS ELAPSED

The monthly financial statements reported this month are not inclusive of all year end entries. The amounts reported this month are subject to change as we finanlize the prior fiscal year and complete the audit.

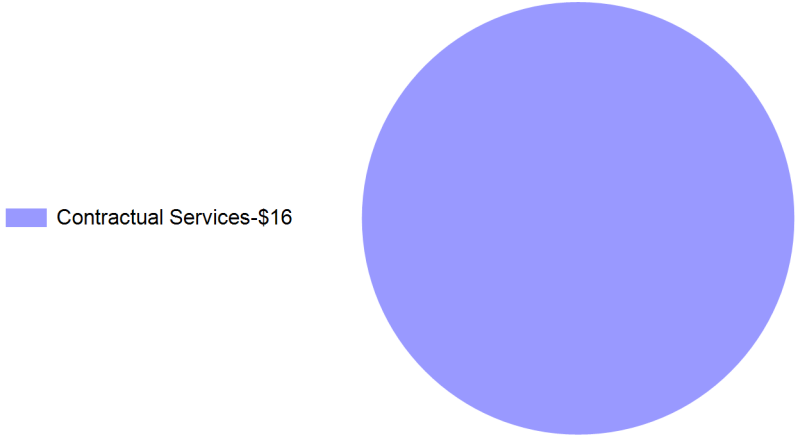
Year To Date Revenues  
\$2,375



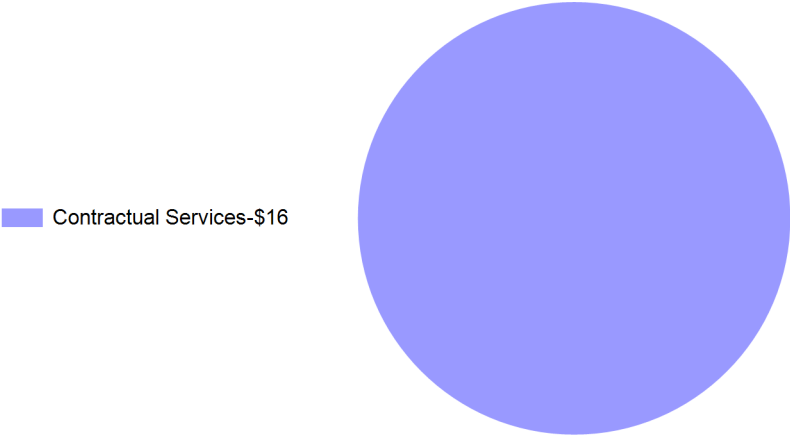
Month To Date Revenues  
\$1,046



Year To Date Expenditures  
\$16



Month To Date Expenditures  
\$16



**City of Casper, Wyoming**  
**Police Grants Fund Statement of Revenues and Expenditures**  
For Fiscal Year 2024 as of August 31, 2023  
**16.67 % OF THE FISCAL YEAR HAS ELAPSED**

The monthly financial statements reported this month are not inclusive of all year end entries. The amounts reported this month are subject to change as we finanlize the prior fiscal year and complete the audit.

	Revised Budget	Current Year To Date	Current Year % of Budget
<b>Revenues:</b>			
Intergovernmental	\$ 88,399	\$ 6,093	6.89%
Other Sources	25,352	2,207	8.70%
<b>Total Revenues</b>	<b>\$ 113,751</b>	<b>\$ 8,300</b>	<b>7.30%</b>
	Revised Budget	Current Year To Date	Current Year % of Budget
<b>Expenditures:</b>			
Personnel Services	\$ 95,143	\$ 14,366	15.10%
Materials & Supplies	4,200	3,570	84.99%
Contractual Services	8,008	364	4.55%
Other Costs	6,400	-	0.00%
<b>Total Expenditures</b>	<b>\$ 113,751</b>	<b>\$ 18,300</b>	<b>16.09%</b>
<b>Net Revenue (Shortfall)</b>	<b>\$ -</b>	<b>\$ (10,000)</b>	<b>-8.79%</b>

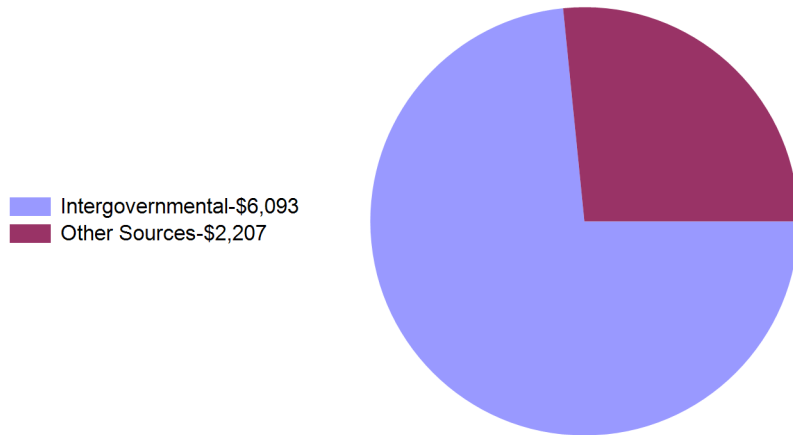
**Police Grants Fund Summary of Cash and Investments**

Cash	\$ (68,482)
Investments	-
	<u>\$ (68,482)</u>

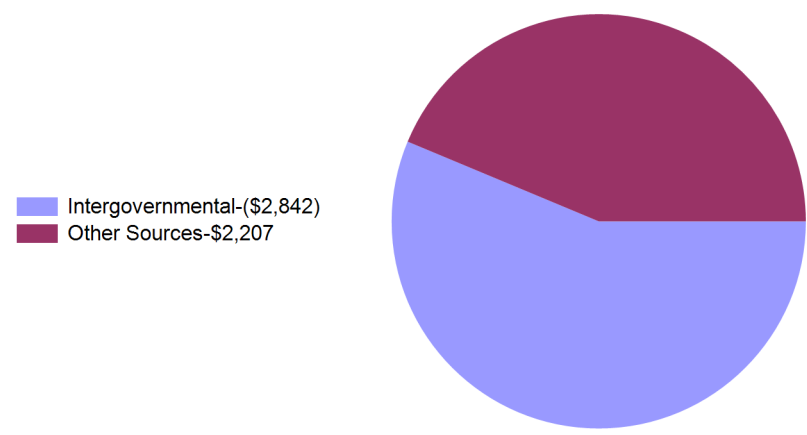
City of Casper, Wyoming  
Police Grants Fund Summary of Revenues and Expenditures  
For Fiscal Year 2024 as of August 31, 2023  
16.67 % OF THE FISCAL YEAR HAS ELAPSED

The monthly financial statements reported this month are not inclusive of all year end entries. The amounts reported this month are subject to change as we finanlize the prior fiscal year and complete the audit.

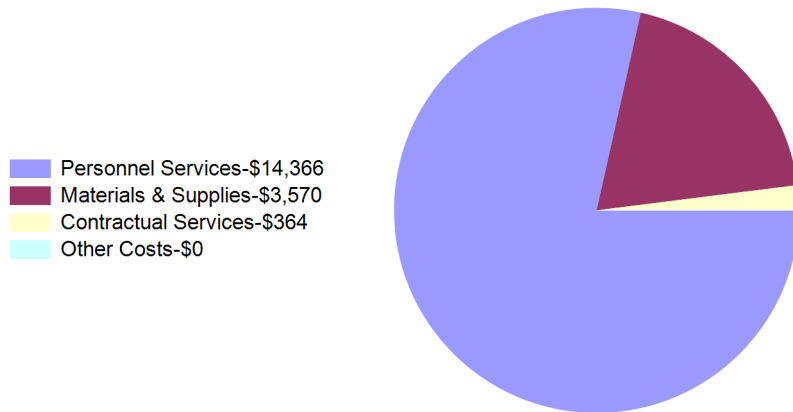
Year To Date Revenues  
\$8,300



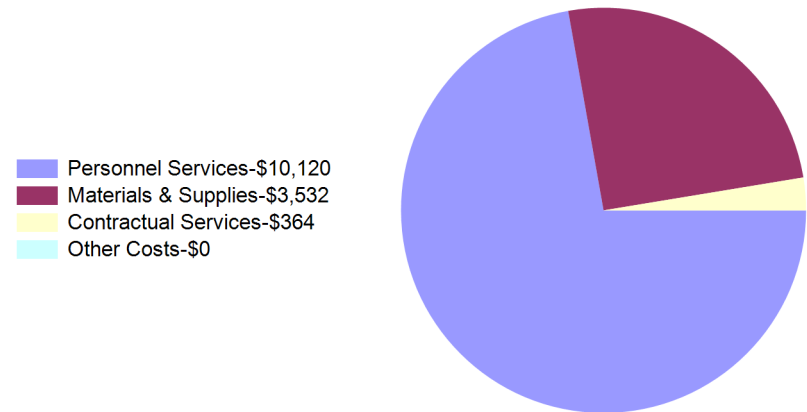
Month To Date Revenues  
(\$635)



Year To Date Expenditures  
\$18,300



Month To Date Expenditures  
\$14,016



**City of Casper, Wyoming**  
**Public Transit Fund Statement of Revenues and Expenditures**  
For Fiscal Year 2024 as of August 31, 2023  
**16.67 % OF THE FISCAL YEAR HAS ELAPSED**

The monthly financial statements reported this month are not inclusive of all year end entries. The amounts reported this month are subject to change as we finanlize the prior fiscal year and complete the audit.

	Revised Budget	Current Year To Date	Current Year % of Budget
<b>Revenues:</b>			
Intergovernmental	\$ 1,798,674	\$ 134,953	7.50%
Goods and Svcs Rev	90,000	13,222	14.69%
Misc Revenue	130,000	-	0.00%
Other Sources	655,575	121,477	18.53%
<b>Total Revenues</b>	<b>\$ 2,674,249</b>	<b>\$ 269,652</b>	<b>10.08%</b>
<b>Expenditures:</b>			
Personnel Services	\$ 1,726,282	\$ 250,290	14.50%
Materials & Supplies	257,830	285	0.11%
Contractual Services	290,164	7,502	2.59%
Capital Outlay	295,000	8,975	3.04%
Other Costs	85,373	1,877	2.20%
Utility Expense	19,600	723	3.69%
<b>Total Expenditures</b>	<b>\$ 2,674,249</b>	<b>\$ 269,652</b>	<b>10.08%</b>
<b>Net Revenue (Shortfall)</b>	<b>\$ -</b>	<b>\$ -</b>	<b>0.00%</b>

**Public Transit Fund Summary of Cash and Investments**

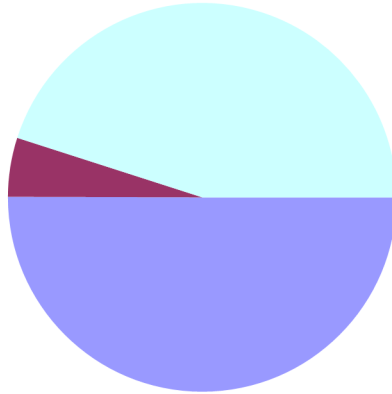
Cash	\$ (335,348)
Investments	-
	<u>\$ (335,348)</u>

**City of Casper, Wyoming**  
**Public Transit Fund Summary of Revenues and Expenditures**  
**For Fiscal Year 2024 as of August 31, 2023**  
**16.67 % OF THE FISCAL YEAR HAS ELAPSED**

**The monthly financial statements reported this month are not inclusive of all year end entries. The amounts reported this month are subject to change as we finanlize the prior fiscal year and complete the audit.**

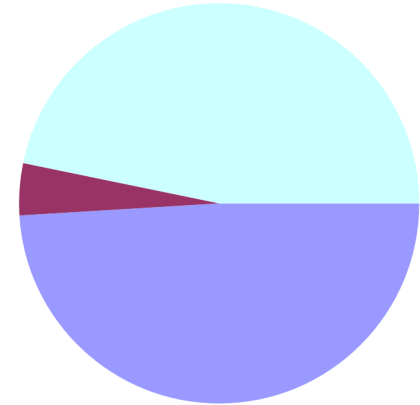
Year To Date Revenues  
\$269,652

Intergovernmental-\$134,953  
Goods and Svcs Rev-\$13,222  
Misc Revenue-\$0  
Other Sources-\$121,477



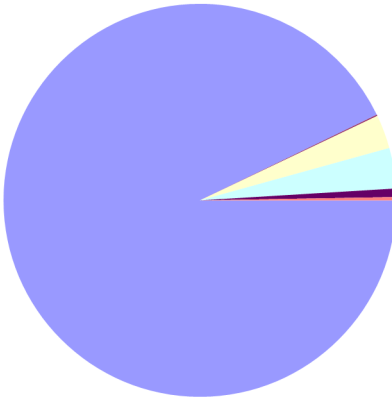
Month To Date Revenues  
\$184,854

Intergovernmental-\$90,647  
Goods and Svcs Rev-\$7,748  
Misc Revenue-\$0  
Other Sources-\$86,459



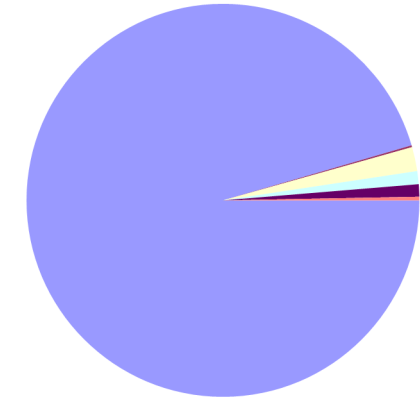
Year To Date Expenditures  
\$269,652

Personnel Services-\$250,290  
Materials & Supplies-\$285  
Contractual Services-\$7,502  
Capital Outlay-\$8,975  
Other Costs-\$1,877  
Utility Expense-\$723



Month To Date Expenditures  
\$184,847

Personnel Services-\$176,492  
Materials & Supplies-\$285  
Contractual Services-\$3,667  
Capital Outlay-\$1,981  
Other Costs-\$1,877  
Utility Expense-\$545



The monthly financial statements reported this month are not inclusive of all year end entries. The amounts reported this month are subject to change as we finanlize the prior fiscal year and complete the audit.

	Revised Budget	Current Year To Date	Current Year % of Budget
<b>Revenues:</b>			
Intergovernmental	\$ 871,064	\$ 2,967	0.34%
Misc Revenue	24,433	-	0.00%
Other Sources	67,111	11,185	16.67%
<b>Total Revenues</b>	<b>\$ 962,608</b>	<b>\$ 14,152</b>	<b>1.47%</b>
	Revised Budget	Current Year To Date	Current Year % of Budget
<b>Expenditures:</b>			
Personnel Services	\$ 343,822	\$ 52,797	15.36%
Materials & Supplies	5,000	-	0.00%
Contractual Services	598,786	15,107	2.52%
Capital Outlay	-	1,207	
Other Costs	15,000	2,214	14.76%
<b>Total Expenditures</b>	<b>\$ 962,608</b>	<b>\$ 71,324</b>	<b>7.41%</b>
<b>Net Revenue (Shortfall)</b>	<b>\$ -</b>	<b>\$ (57,172)</b>	<b>-5.94%</b>

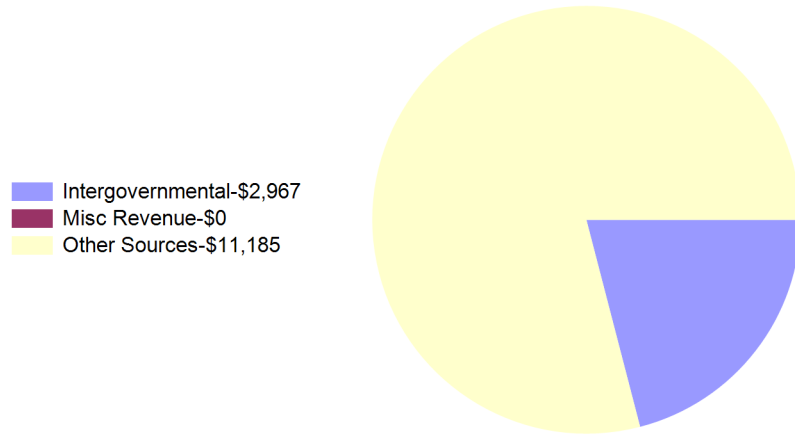
## Metropolitan Planning Fund Summary of Cash and Investments

Cash	\$	171,687
Investments		-
	\$	<u>171,687</u>

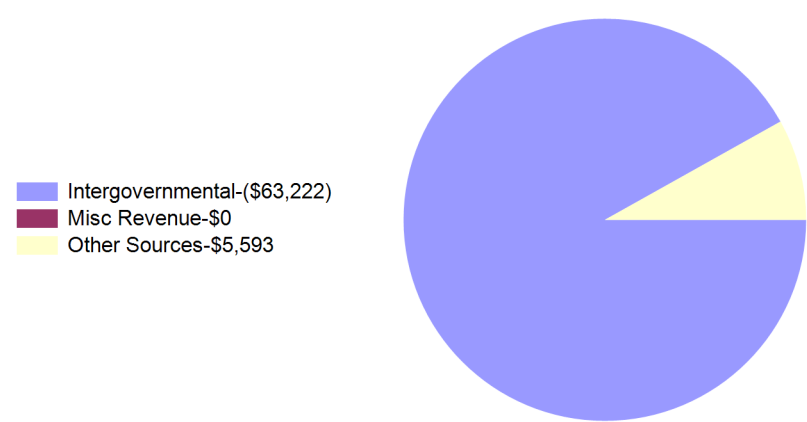
**City of Casper, Wyoming**  
**Metropolitan Planning Fund Summary of Revenues and Expenditures**  
**For Fiscal Year 2024 as of August 31, 2023**  
**16.67 % OF THE FISCAL YEAR HAS ELAPSED**

**The monthly financial statements reported this month are not inclusive of all year end entries. The amounts reported this month are subject to change as we finanlize the prior fiscal year and complete the audit.**

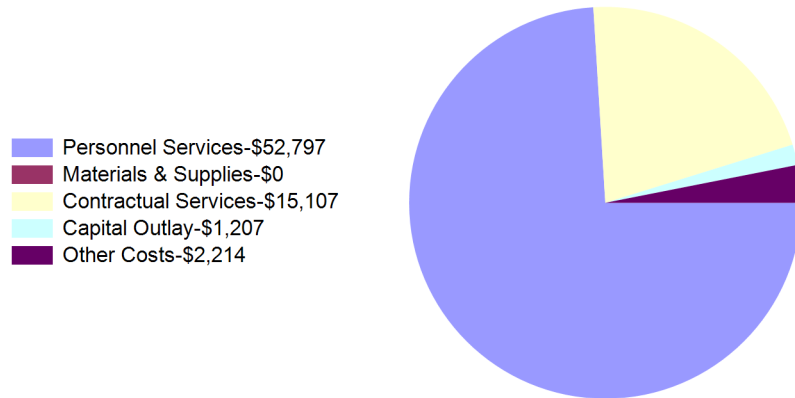
Year To Date Revenues  
\$14,152



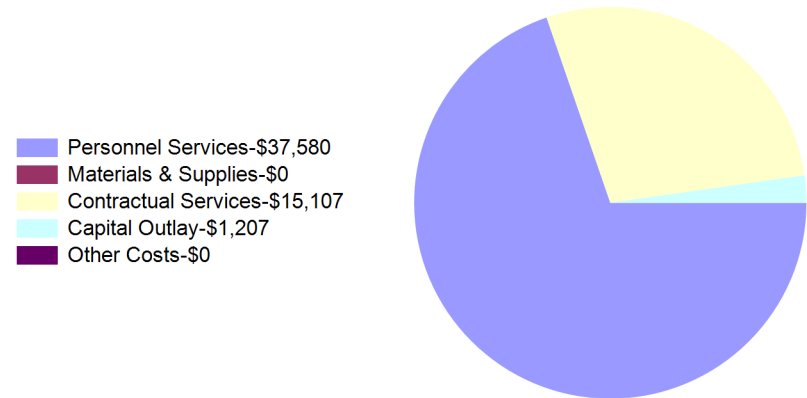
Month To Date Revenues  
(\$57,629)



Year To Date Expenditures  
\$71,324



Month To Date Expenditures  
\$53,893



City of Casper, Wyoming  
Redevelopment Loan Fund Statement of Revenues and Expenditures  
For Fiscal Year 2024 as of August 31, 2023  
16.67 % OF THE FISCAL YEAR HAS ELAPSED

The monthly financial statements reported this month are not inclusive of all year end entries. The amounts reported this month are subject to change as we finanlize the prior fiscal year and complete the audit.

	Revised Budget	Current Year To Date	Current Year % of Budget
Revenues:			
Other Sources	\$ 59,888	\$ 58,264	97.29%
Total Revenues	<u>\$ 59,888</u>	<u>\$ 58,264</u>	<u>97.29%</u>
	Revised Budget	Current Year To Date	Current Year % of Budget
Expenditures:			
Debt Service	\$ 59,888	\$ 58,264	97.29%
Total Expenditures	<u>\$ 59,888</u>	<u>\$ 58,264</u>	<u>97.29%</u>
Net Revenue (Shortfall)	\$ -	\$ -	

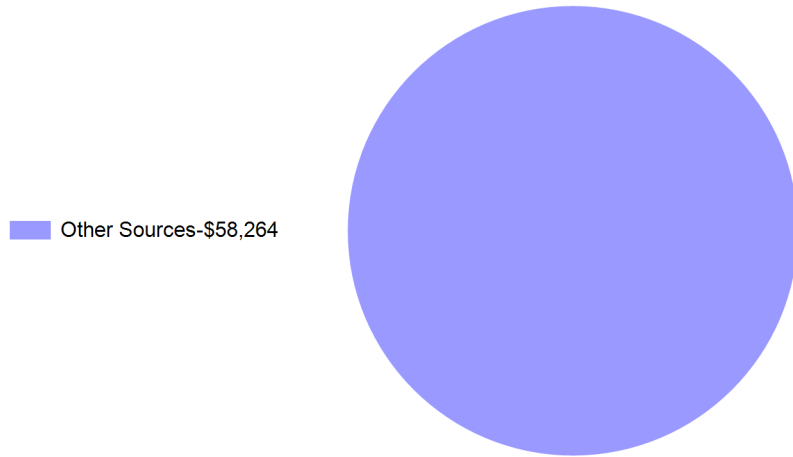
Redevelopment Loan Fund Summary of Cash and Investments

Cash	\$ 101,164
Investments	-
	<u>\$ 101,164</u>


City of Casper, Wyoming  
Redevelopment Loan Fund Summary of Revenues and Expenditures  
For Fiscal Year 2024 as of August 31, 2023  
16.67 % OF THE FISCAL YEAR HAS ELAPSED

The monthly financial statements reported this month are not inclusive of all year end entries. The amounts reported this month are subject to change as we finanlize the prior fiscal year and complete the audit.

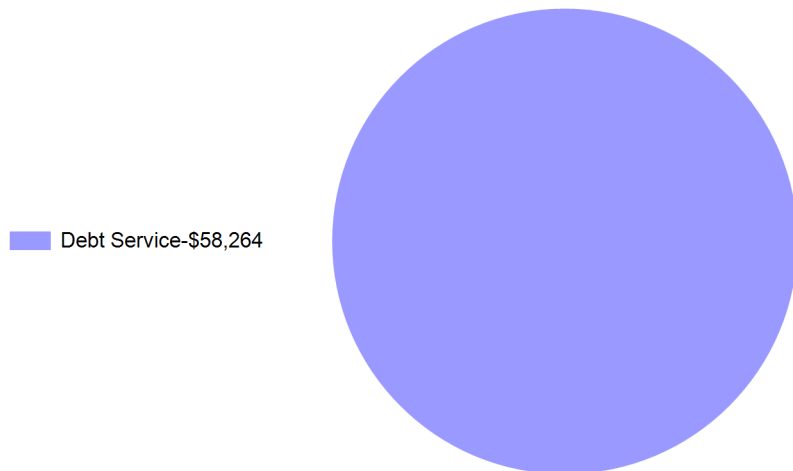
Year To Date Revenues  
\$58,264




Month To Date Revenues  
\$0



Year To Date Expenditures  
\$58,264



Month To Date Expenditures  
\$0



City of Casper, Wyoming  
Direct Disbursement Fund Statement of Revenues and Expenditures  
For Fiscal Year 2024 as of August 31, 2023  
16.67 % OF THE FISCAL YEAR HAS ELAPSED

The monthly financial statements reported this month are not inclusive of all year end entries. The amounts reported this month are subject to change as we finanlize the prior fiscal year and complete the audit.

	Revised Budget	Current Year To Date	Current Year % of Budget
Revenues:			
Intergovernmental	\$ 7,212,537	\$ 3,606,271	50.00%
Total Revenues	<u>\$ 7,212,537</u>	<u>\$ 3,606,271</u>	<u>50.00%</u>
	Revised Budget	Current Year To Date	Current Year % of Budget
Expenditures:			
Materials & Supplies	\$ 471,037	\$ 16,865	3.58%
Contractual Services	118,450	4,000	3.38%
Transfers Out	1,901,482	145,348	7.64%
Other Costs	750,000	-	0.00%
Total Expenditures	<u>\$ 3,240,969</u>	<u>\$ 166,213</u>	<u>5.13%</u>
Net Revenue (Shortfall)	<u>\$ 3,971,568</u>	<u>\$ 3,440,057</u>	<u>44.87%</u>

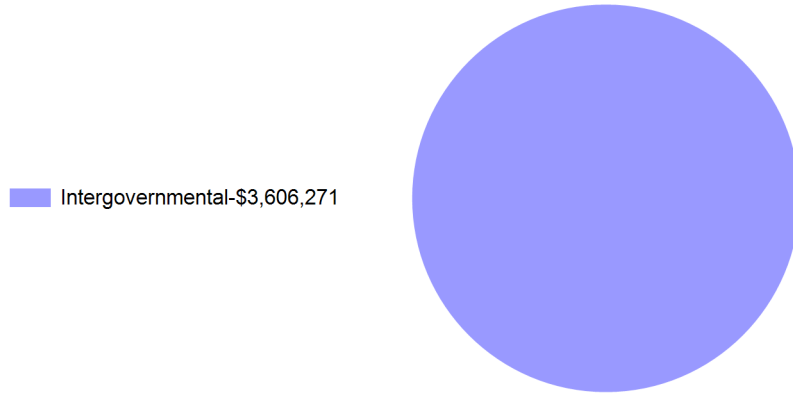
Direct Disbursement Fund Summary of Cash and Investments

Cash	\$ 440,504
Investments	<u>2,999,082</u>
	<u>\$ 3,439,585</u>

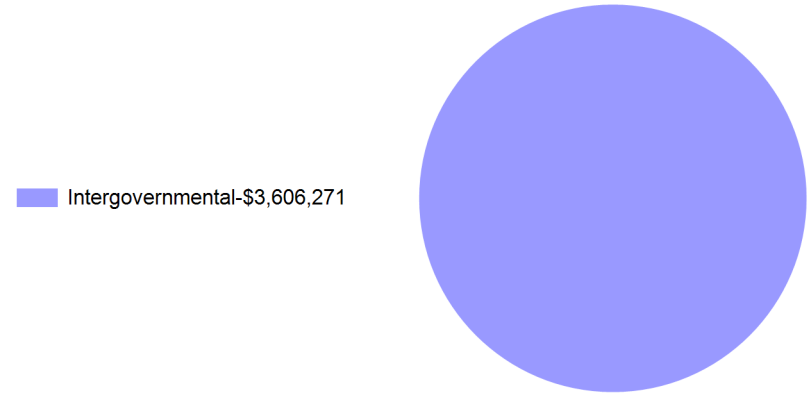
City of Casper, Wyoming  
Direct Disbursement Fund Summary of Revenues and Expenditures  
For Fiscal Year 2024 as of August 31, 2023  
16.67 % OF THE FISCAL YEAR HAS ELAPSED

The monthly financial statements reported this month are not inclusive of all year end entries. The amounts reported this month are subject to change as we finanlize the prior fiscal year and complete the audit.

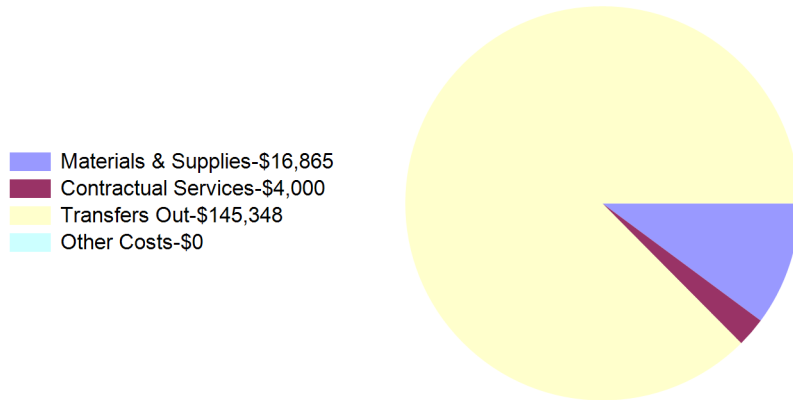
Year To Date Revenues  
\$3,606,271



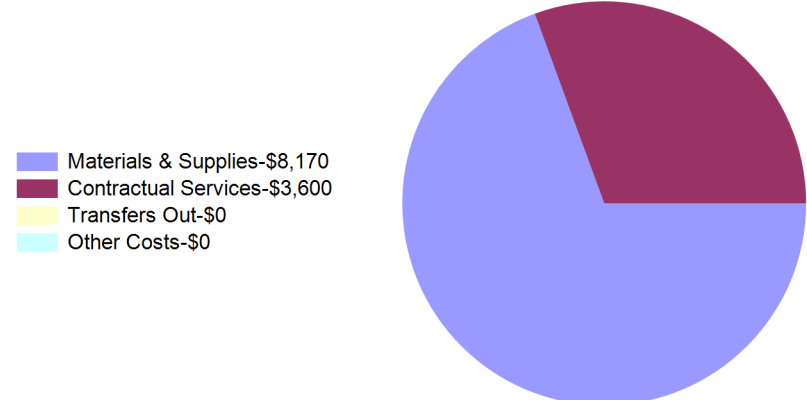
Month To Date Revenues  
\$3,606,271



Year To Date Expenditures  
\$166,213



Month To Date Expenditures  
\$11,770



**City of Casper, Wyoming**  
**Debt Service Funds Balance Sheet**  
**For Fiscal Year 2024 as of August 31, 2023**  
**16.67 % OF THE FISCAL YEAR HAS ELAPSED**

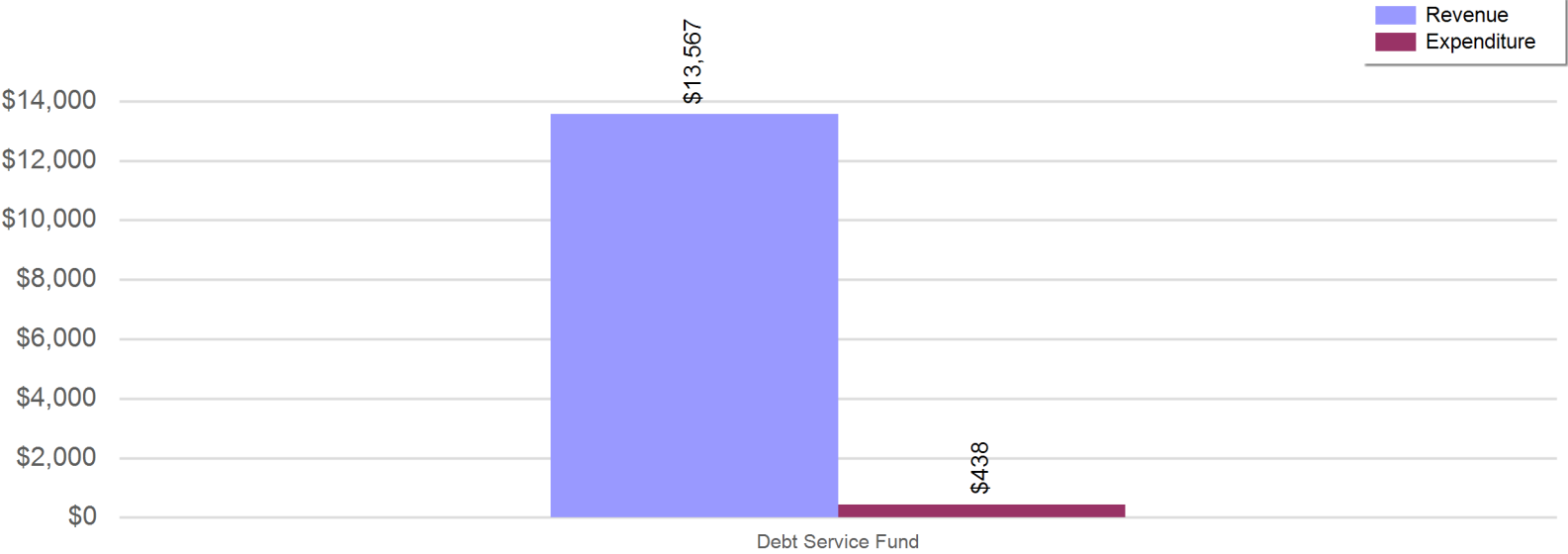
The monthly financial statements reported this month are not inclusive of all year end entries. The amounts reported this month are subject to change as we finanlize the prior fiscal year and complete the audit.

	<u>Debt Service Fund</u>
<b>ASSETS</b>	
Current Assets	
Cash	291,197
Investments	5,203,864
Market Adjustments	-
Interest Receivable	10,288
Loans Receivable	82,252
Accounts Receivable	(20,527)
Total Current Assets	<u>5,567,073</u>
Total Assets	<u>5,567,073</u>
<b>LIABILITIES</b>	
Current Liabilities	
Accounts Payable	436
Deferred Revenue	63,991
Total Current Liabilities	<u>64,427</u>
Total Liabilities	<u>64,427</u>
<b>NET POSITION</b>	
Unrestricted	5,502,646
Total Net Position	<u>5,502,646</u>

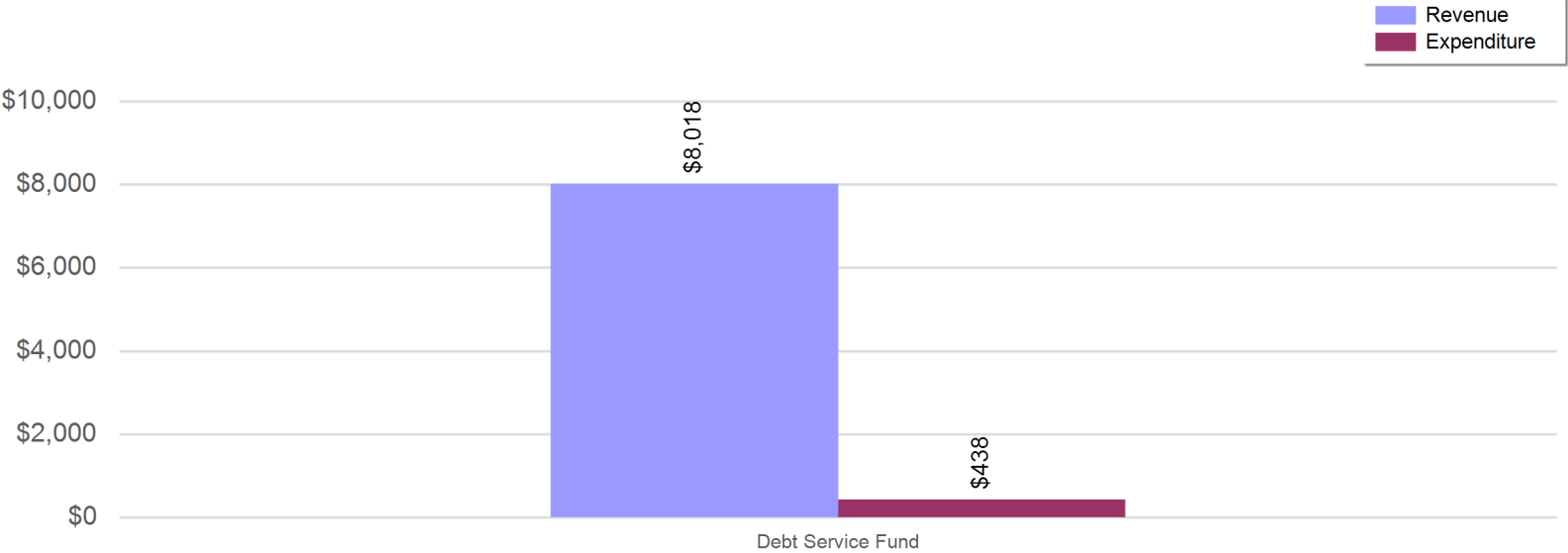
City of Casper, Wyoming  
Debt Service Funds Revenue and Expenditure Comparison  
For Fiscal Year 2024 as of August 31, 2023  
16.67 % OF THE FISCAL YEAR HAS ELAPSED

The monthly financial statements reported this month are not inclusive of all year end entries. The amounts reported this month are subject to change as we finanlize the prior fiscal year and complete the audit.

Debt Service Funds YTD Revenue and Expenditure Comparison



Debt Service Funds MTD Revenue and Expenditure Comparison



The monthly financial statements reported this month are not inclusive of all year end entries. The amounts reported this month are subject to change as we finalize the prior fiscal year and complete the audit.

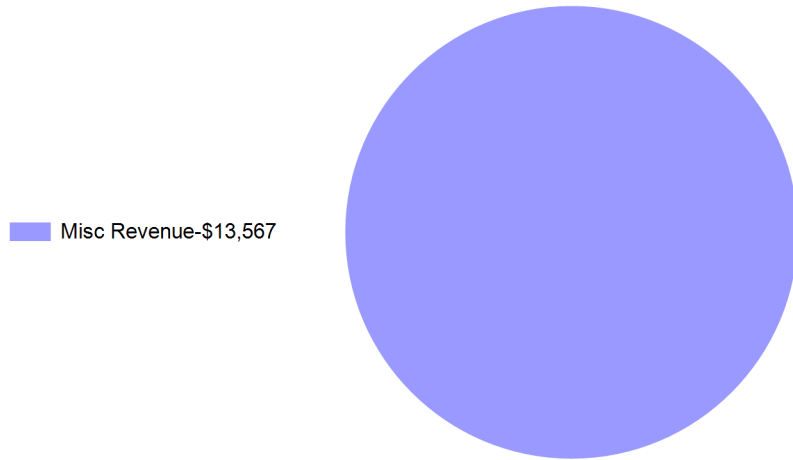
	Revised Budget	Current Year To Date	Current Year % of Budget
<b>Expenditures:</b>			
Contractual Services	\$ 3,614	\$ 438	12.13%
Debt Service	364,706	-	0.00%
<b>Total Expenditures</b>	<b>\$ 368,320</b>	<b>\$ 438</b>	<b>0.12%</b>
<b>Net Revenue (Shortfall)</b>	<b>\$ (296,539)</b>	<b>\$ 13,129</b>	<b>18.78%</b>

Cash	\$	291,197
Investments		5,203,864
	\$	<u>5,495,061</u>

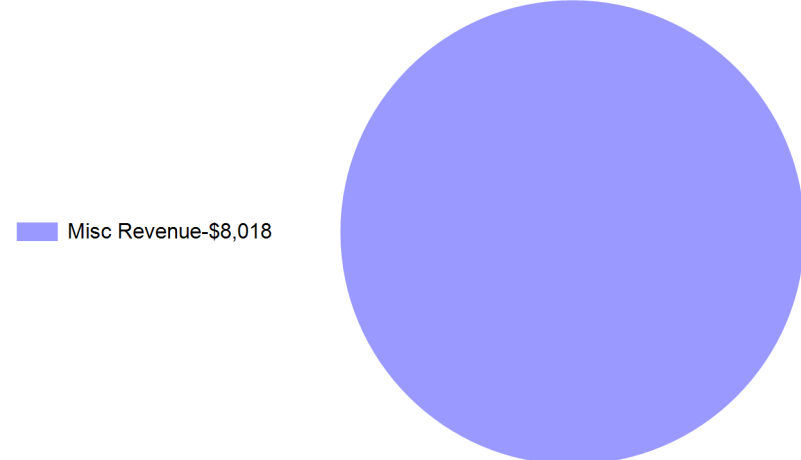
**City of Casper, Wyoming**  
**Local Assessment District Fund Summary of Revenues and Expenditures**  
**For Fiscal Year 2024 as of August 31, 2023**  
**16.67 % OF THE FISCAL YEAR HAS ELAPSED**

**The monthly financial statements reported this month are not inclusive of all year end entries. The amounts reported this month are subject to change as we finanlize the prior fiscal year and complete the audit.**

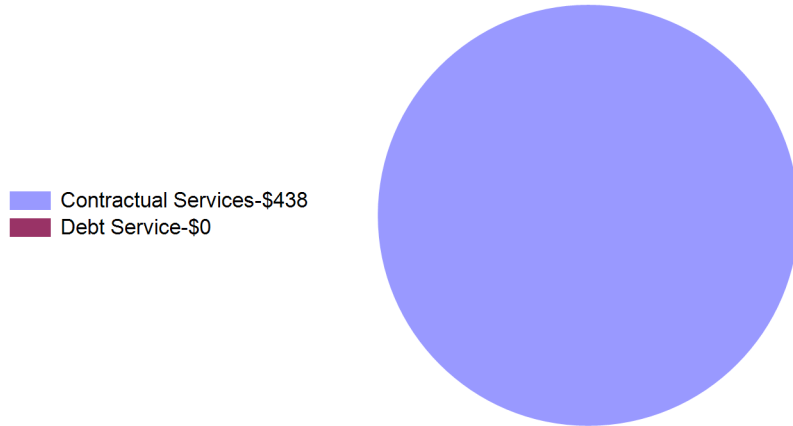
Year To Date Revenues  
\$13,567



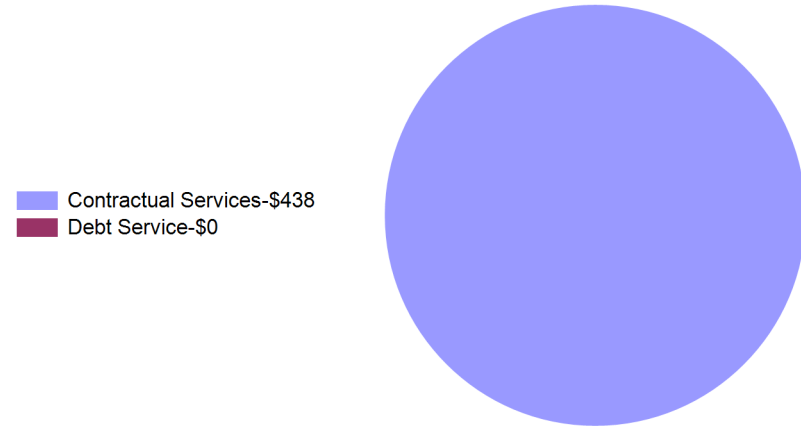
Month To Date Revenues  
\$8,018



Year To Date Expenditures  
\$438



Month To Date Expenditures  
\$438



**City of Casper, Wyoming**  
**Internal Service Funds Consolidated Balance Sheet**  
For Fiscal Year 2024 as of August 31, 2023  
**16.67 % OF THE FISCAL YEAR HAS ELAPSED**

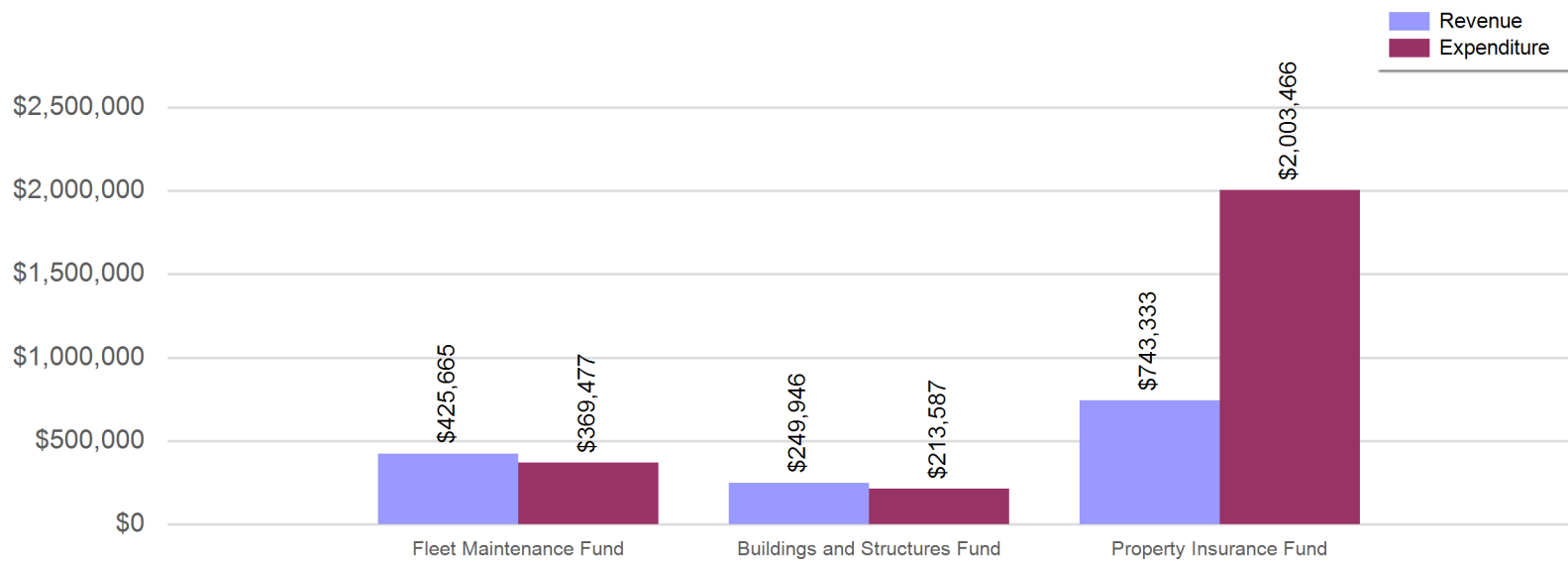
The monthly financial statements reported this month are not inclusive of all year end entries. The amounts reported this month are subject to change as we finanlize the prior fiscal year and complete the audit.

	Fleet Maintenance Fund	Buildings and Structures Fund	Property Insurance Fund
<b>ASSETS</b>			
Current Assets			
Cash	223,833	593,811	(829,240)
Inventory	67,869		
Accounts Receivable	75,845	2,136	26,185
Prepaid Expenses			-
Total Current Assets	<u>367,547</u>	<u>595,947</u>	<u>(803,054)</u>
Capital Assets			
Equipment	655,349	233,505	
Accumulated Depreciation	(583,847)	(179,029)	
Total Capital Assets	<u>71,502</u>	<u>54,475</u>	
Total Assets	<u>439,049</u>	<u>650,422</u>	<u>(803,054)</u>
<b>DEFERRED OUTFLOWS OF RESOURCES</b>			
Total Deferred Outflows Of Resources	<u>528,626</u>	<u>484,046</u>	<u>216,025</u>
<b>LIABILITIES</b>			
Current Liabilities			
Accounts Payable	142,654	52,944	62,479
Accrued Wages and Benefits Payable	-	(5)	(13)
Total Current Liabilities	<u>142,654</u>	<u>52,940</u>	<u>62,466</u>
Non-Current Liabilities			
Accrued Comp ABS	44,430	31,352	16,212
Net Pension Liability	789,998	713,272	335,323
Net OPEB Liability	35,672	33,546	13,487
Total Non-Current Liabilities	<u>870,100</u>	<u>778,170</u>	<u>365,022</u>
Total Liabilities	<u>1,012,754</u>	<u>831,109</u>	<u>427,488</u>
<b>DEFERRED INFLOWS OF RESOURCES</b>			
Total Deferred Inflows Of Resources	<u>245,193</u>	<u>221,909</u>	<u>103,420</u>
<b>NET POSITION</b>			
Net Investment in Capital Assets	71,502	54,475	
Unrestricted	(361,774)	26,974	(1,117,937)
Total Net Position	<u>(290,272)</u>	<u>81,450</u>	<u>(1,117,937)</u>

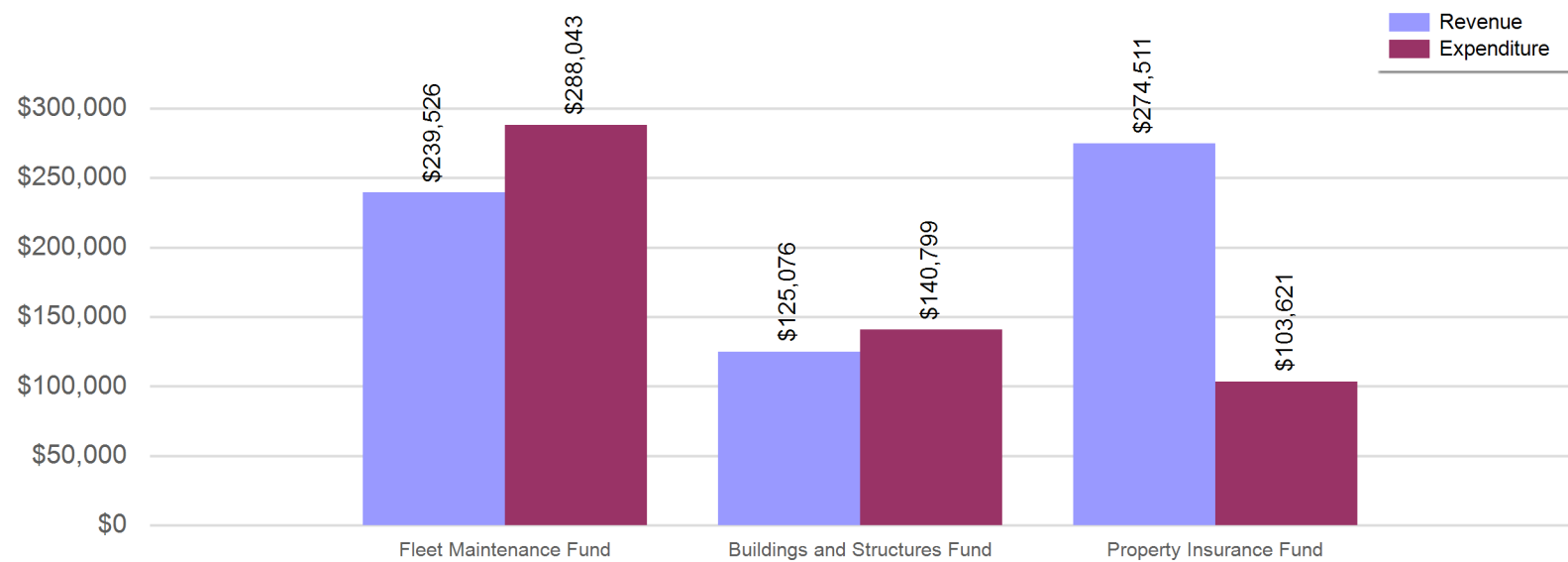
**City of Casper, Wyoming**  
**Internal Service Funds Revenue and Expenditure Comparison**  
**For Fiscal Year 2024 as of August 31, 2023**  
**16.67 % OF THE FISCAL YEAR HAS ELAPSED**

The monthly financial statements reported this month are not inclusive of all year end entries. The amounts reported this month are subject to change as we finanlize the prior fiscal year and complete the audit.

**Internal Service Funds YTD Revenue and Expenditure Comparison**



**Internal Service Funds MTD Revenue and Expenditure Comparison**



**City of Casper, Wyoming**  
**Fleet Maintenance Fund Statement of Revenues and Expenditures**  
For Fiscal Year 2024 as of August 31, 2023  
**16.67 % OF THE FISCAL YEAR HAS ELAPSED**

The monthly financial statements reported this month are not inclusive of all year end entries. The amounts reported this month are subject to change as we finanlize the prior fiscal year and complete the audit.

	Revised Budget	Current Year To Date	Current Year % of Budget
<b>Revenues:</b>			
Goods and Svcs Rev	\$ 2,888,818	\$ 246,717	8.54%
Misc Revenue	1,140,000	178,949	15.70%
<b>Total Revenues</b>	<b>\$ 4,028,818</b>	<b>\$ 425,665</b>	<b>10.57%</b>
	Revised Budget	Current Year To Date	Current Year % of Budget
<b>Expenditures:</b>			
Personnel Services	\$ 1,019,276	\$ 137,760	13.52%
Materials & Supplies	2,075,175	102,606	4.94%
Contractual Services	676,056	104,176	15.41%
Capital Outlay	95,000	-	0.00%
Other Costs	134,511	21,752	16.17%
Utility Expense	28,800	3,183	11.05%
<b>Total Expenditures</b>	<b>\$ 4,028,818</b>	<b>\$ 369,477</b>	<b>9.17%</b>
<b>Net Revenue (Shortfall)</b>	<b>\$ -</b>	<b>\$ 56,188</b>	<b>1.39%</b>

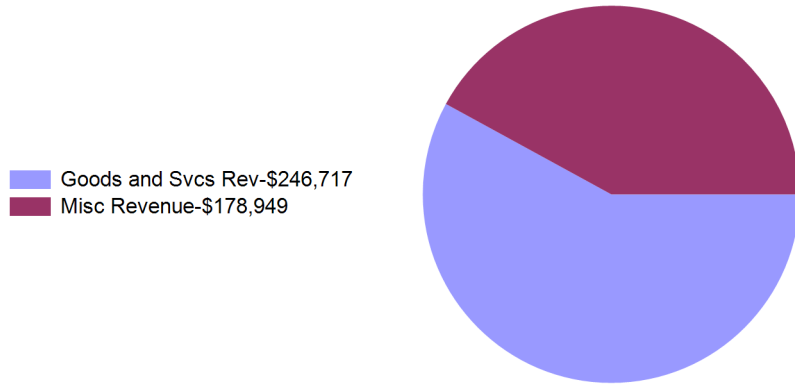
**Fleet Maintenance Fund Summary of Cash and Investments**

Cash	\$ 223,833
Investments	-
	<u>\$ 223,833</u>

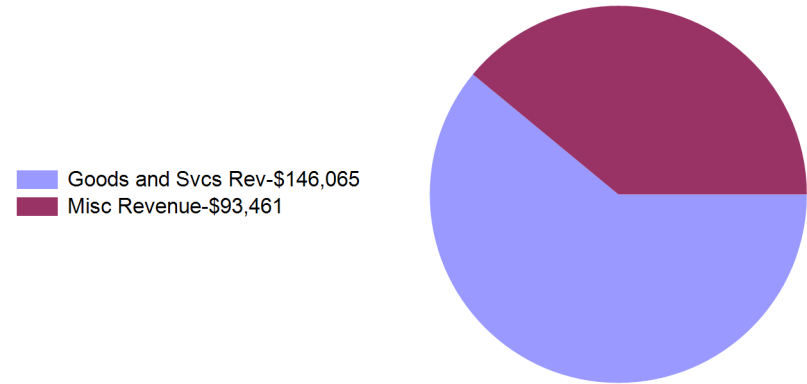
City of Casper, Wyoming  
Fleet Maintenance Fund Summary of Revenues and Expenditures  
For Fiscal Year 2024 as of August 31, 2023  
16.67 % OF THE FISCAL YEAR HAS ELAPSED

The monthly financial statements reported this month are not inclusive of all year end entries. The amounts reported this month are subject to change as we finanlize the prior fiscal year and complete the audit.

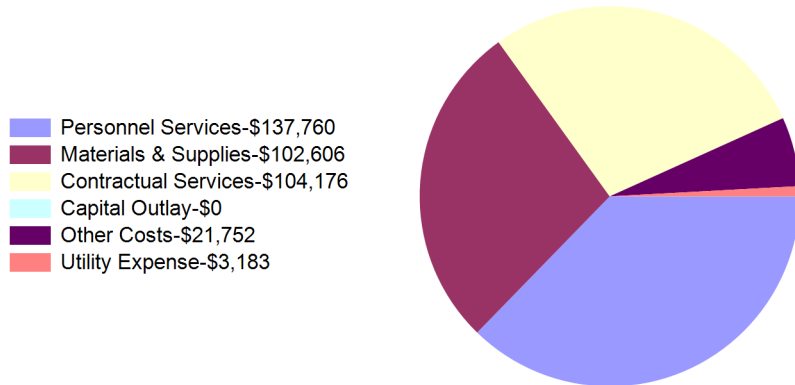
Year To Date Revenues  
\$425,665



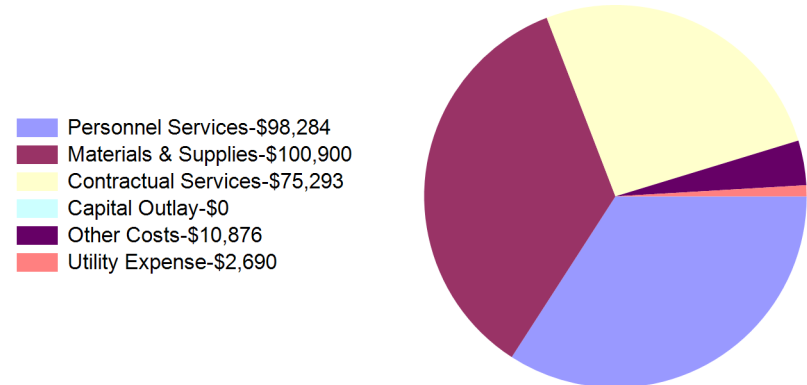
Month To Date Revenues  
\$239,526



Year To Date Expenditures  
\$369,477



Month To Date Expenditures  
\$288,043



**City of Casper, Wyoming**  
**Buildings & Structures Fund Statement of Revenues and Expenditures**  
For Fiscal Year 2024 as of August 31, 2023  
**16.67 % OF THE FISCAL YEAR HAS ELAPSED**

The monthly financial statements reported this month are not inclusive of all year end entries. The amounts reported this month are subject to change as we finanlize the prior fiscal year and complete the audit.

	Revised Budget	Current Year To Date	Current Year % of Budget
<b>Revenues:</b>			
Goods and Svcs Rev	\$ 1,561,390	\$ 248,152	15.89%
Misc Revenue	9,470	1,794	18.94%
Other Sources	10,210	-	0.00%
<b>Total Revenues</b>	<b>\$ 1,581,070</b>	<b>\$ 249,946</b>	<b>15.81%</b>
	Revised Budget	Current Year To Date	Current Year % of Budget
<b>Expenditures:</b>			
Personnel Services	\$ 1,052,825	\$ 154,511	14.68%
Materials & Supplies	356,409	37,917	10.64%
Contractual Services	136,581	17,015	12.46%
Other Costs	33,069	3,845	11.63%
Utility Expense	2,186	300	13.74%
<b>Total Expenditures</b>	<b>\$ 1,581,070</b>	<b>\$ 213,587</b>	<b>13.51%</b>
<b>Net Revenue (Shortfall)</b>	<b>\$ -</b>	<b>\$ 36,358</b>	<b>2.30%</b>

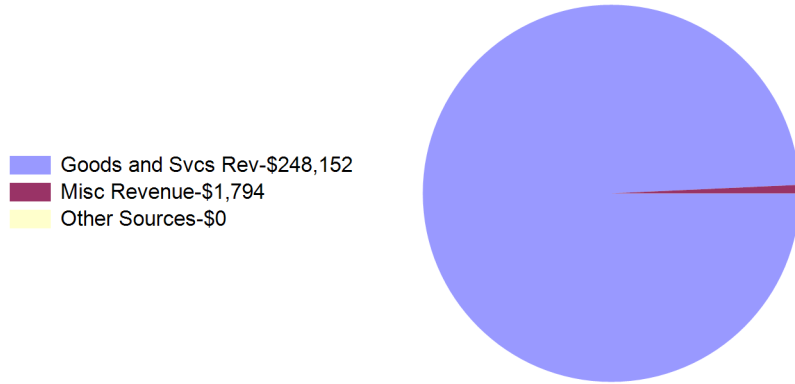
**Buildings & Structures Fund Summary of Cash and Investments**

Cash	\$ 593,811
Investments	-
	<u>\$ 593,811</u>

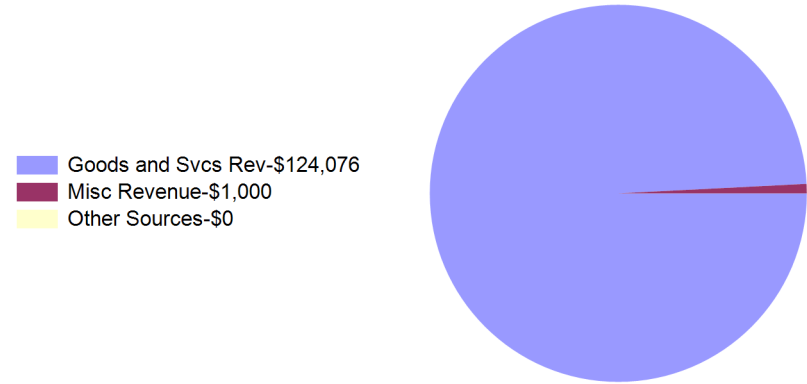
**City of Casper, Wyoming**  
**Building & Structures Fund Summary of Revenues and Expenditures**  
For Fiscal Year 2024 as of August 31, 2023  
**16.67 % OF THE FISCAL YEAR HAS ELAPSED**

**The monthly financial statements reported this month are not inclusive of all year end entries. The amounts reported this month are subject to change as we finanlize the prior fiscal year and complete the audit.**

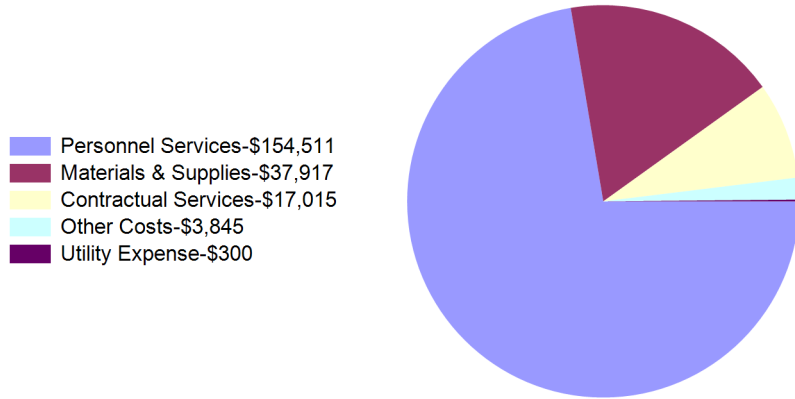
Year To Date Revenues  
\$249,946



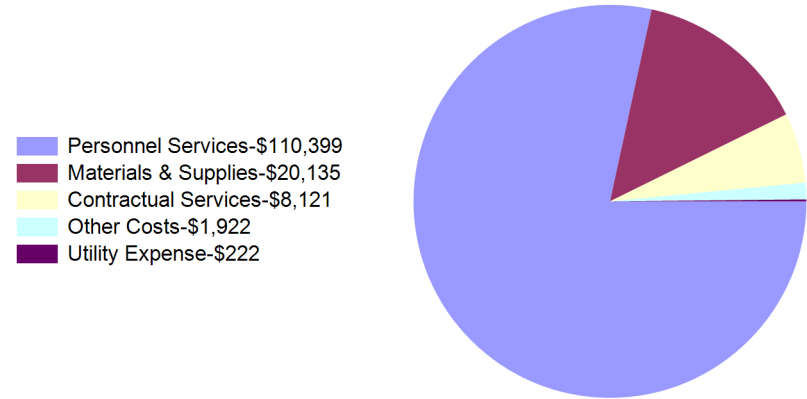
Month To Date Revenues  
\$125,076



Year To Date Expenditures  
\$213,587



Month To Date Expenditures  
\$140,799



**City of Casper, Wyoming**  
**Property Insurance Fund Statement of Revenues and Expenditures**  
For Fiscal Year 2024 as of August 31, 2023  
**16.67 % OF THE FISCAL YEAR HAS ELAPSED**

The monthly financial statements reported this month are not inclusive of all year end entries. The amounts reported this month are subject to change as we finanlize the prior fiscal year and complete the audit.

	Revised Budget	Current Year To Date	Current Year % of Budget
<b>Revenues:</b>			
Intergovernmental	\$ 10,000	\$ -	0.00%
Goods and Svcs Rev	2,926,053	477,197	16.31%
Misc Revenue	409,000	266,136	65.07%
<b>Total Revenues</b>	<b>\$ 3,345,053</b>	<b>\$ 743,333</b>	<b>22.22%</b>
<b>Expenditures:</b>			
Personnel Services	\$ 367,069	\$ 56,088	15.28%
Materials & Supplies	317,200	12,198	3.85%
Contractual Services	103,822	15,886	15.30%
Capital Outlay	500,000	49,862	9.97%
Other Costs	1,868,863	1,869,416	100.03%
Utility Expense	2,150	17	0.78%
<b>Total Expenditures</b>	<b>\$ 3,159,104</b>	<b>\$ 2,003,466</b>	<b>63.42%</b>
<b>Net Revenue (Shortfall)</b>	<b>\$ 185,949</b>	<b>\$ (1,260,134)</b>	<b>-41.20%</b>

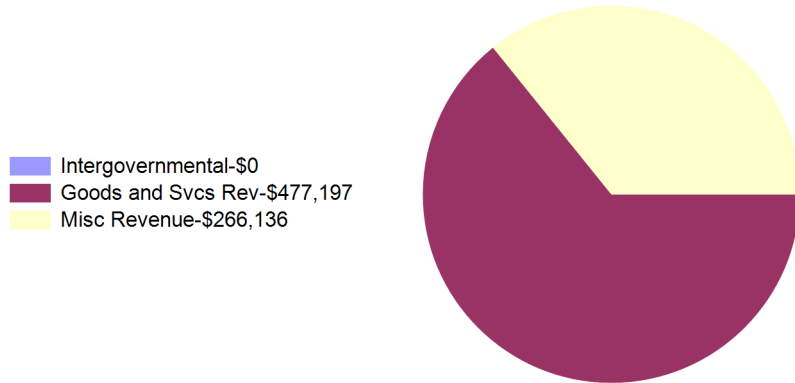
**Property Insurance Fund Summary of Cash and Investments**

Cash	\$ (829,240)
Investments	-
	<u>\$ (829,240)</u>

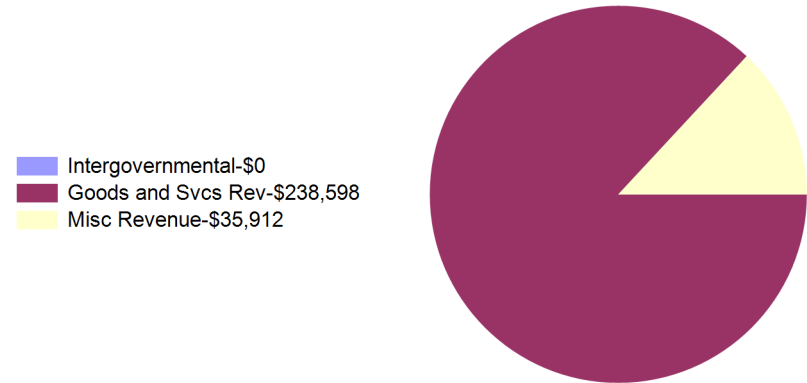
**City of Casper, Wyoming**  
**Property Insurance Fund Summary of Revenues and Expenditures**  
For Fiscal Year 2024 as of August 31, 2023  
**16.67 % OF THE FISCAL YEAR HAS ELAPSED**

**The monthly financial statements reported this month are not inclusive of all year end entries. The amounts reported this month are subject to change as we finanlize the prior fiscal year and complete the audit.**

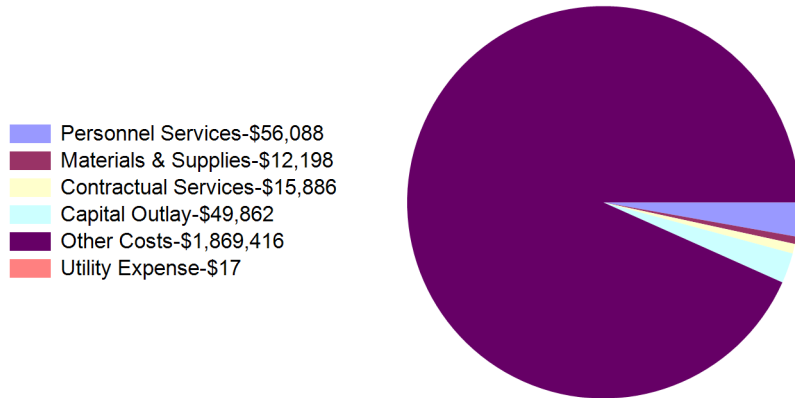
Year To Date Revenues  
\$743,333



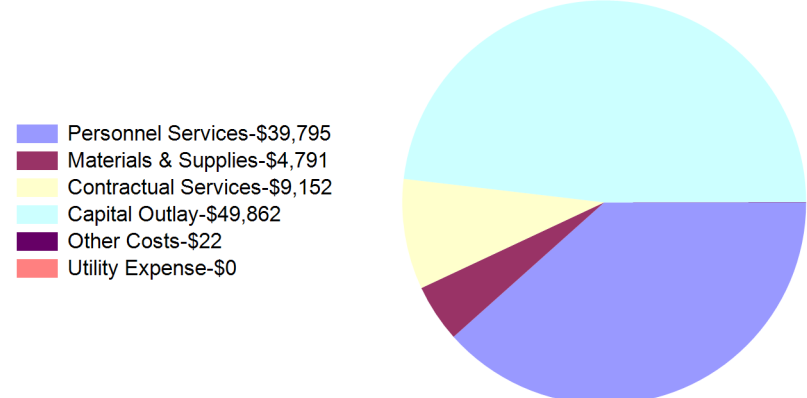
Month To Date Revenues  
\$274,511



Year To Date Expenditures  
\$2,003,466



Month To Date Expenditures  
\$103,621



**City of Casper, Wyoming**  
**Trust & Agency Funds Consolidated Balance Sheet**  
**For Fiscal Year 2024 as of August 31, 2023**  
**16.67 % OF THE FISCAL YEAR HAS ELAPSED**

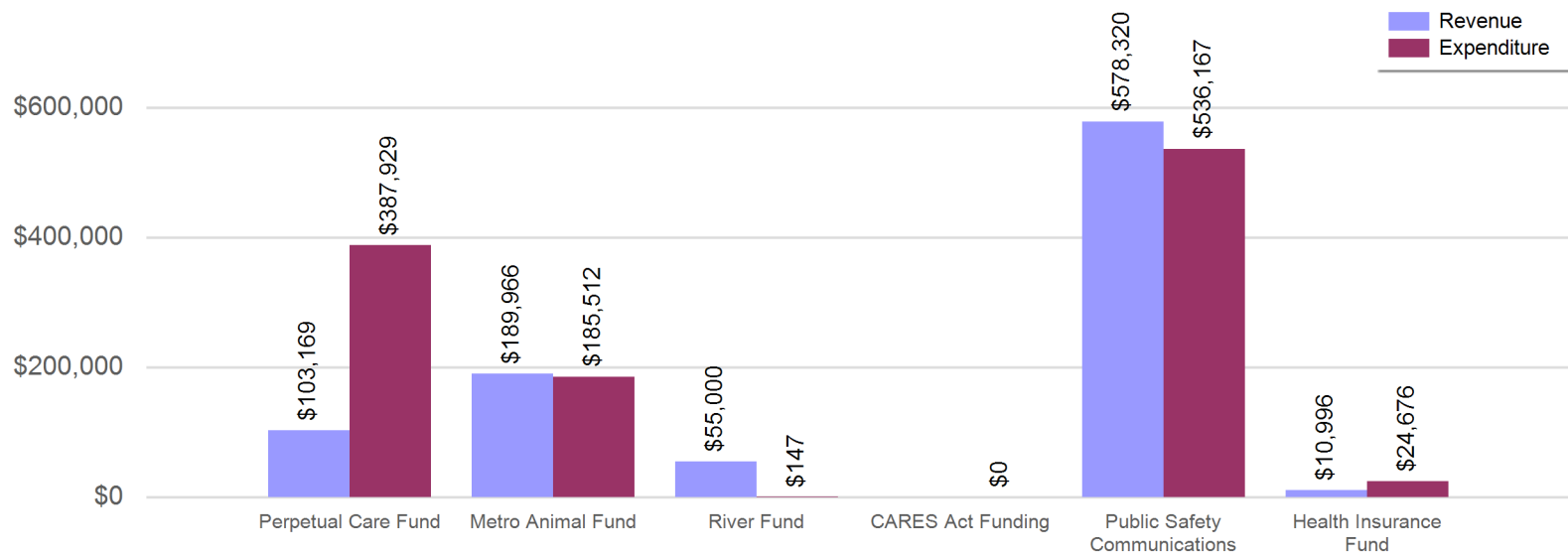
The monthly financial statements reported this month are not inclusive of all year end entries. The amounts reported this month are subject to change as we finanlize the prior fiscal year and complete the audit.

	Perpetual Care Fund	Metro Animal Fund	River Fund	CARES Act Funding	Public Safety Communications	Health Insurance Fund
<b>ASSETS</b>						
Current Assets						
Cash	72,996	462,694	533,752	66,645	752,019	130,388
Investments	30,129,719	517,278	2,201,172	12,157,707		3,113,164
Market Adjustments	-	-		-		-
Grants Receivable			10,000			
Loans Receivable	249,851					
Accounts Receivable	-	24,254	-		149,287	
Prepaid Expenses		10,291			9,458	
Total Current Assets	<u>30,452,566</u>	<u>1,014,518</u>	<u>2,744,924</u>	<u>12,224,352</u>	<u>910,764</u>	<u>3,243,552</u>
Total Assets	<u>30,452,566</u>	<u>1,014,518</u>	<u>2,744,924</u>	<u>12,224,352</u>	<u>910,764</u>	<u>3,243,552</u>
<b>LIABILITIES</b>						
Current Liabilities						
Accounts Payable	2,437	59,363	21,054	-	85,377	64,524
Accrued Wages and Benefits Payable		24	-	-	14,005	
Deferred Revenue			223,000	1,115,446		
Total Current Liabilities	<u>2,437</u>	<u>59,387</u>	<u>244,054</u>	<u>1,115,446</u>	<u>99,382</u>	<u>64,524</u>
Total Liabilities	<u>2,437</u>	<u>59,387</u>	<u>244,054</u>	<u>1,115,446</u>	<u>99,382</u>	<u>64,524</u>
<b>NET POSITION</b>						
Unrestricted	30,450,129	955,130	2,500,870	11,108,906	811,382	3,179,028
Total Net Position	<u>30,450,129</u>	<u>955,130</u>	<u>2,500,870</u>	<u>11,108,906</u>	<u>811,382</u>	<u>3,179,028</u>

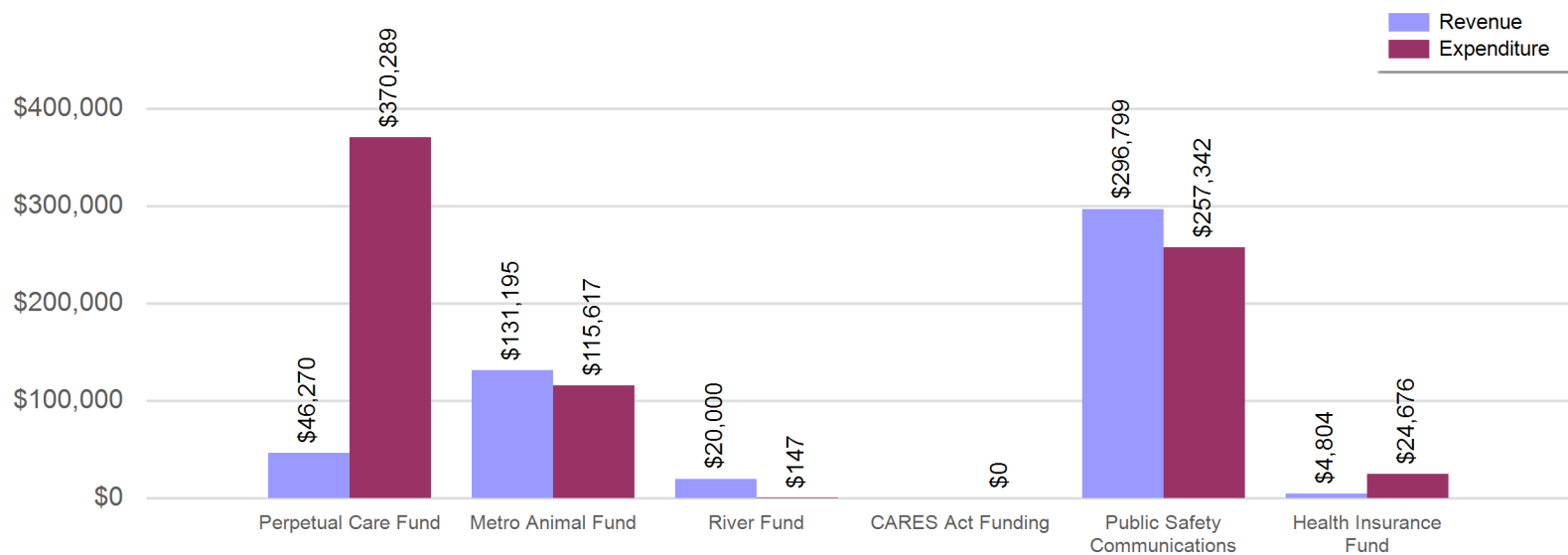
**City of Casper, Wyoming**  
**Trust & Agency Funds Revenue and Expenditure Comparison**  
**For Fiscal Year 2024 as of August 31, 2023**  
**16.67 % OF THE FISCAL YEAR HAS ELAPSED**

The monthly financial statements reported this month are not inclusive of all year end entries. The amounts reported this month are subject to change as we finanlize the prior fiscal year and complete the audit.

**Trust & Agency Funds YTD Revenue and Expenditure Comparison**



**Trust & Agency Funds MTD Revenue and Expenditure Comparison**



The monthly financial statements reported this month are not inclusive of all year end entries. The amounts reported this month are subject to change as we finanlize the prior fiscal year and complete the audit.

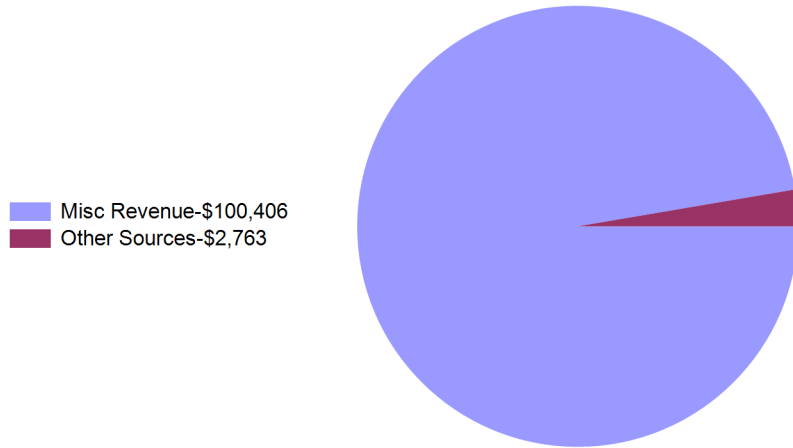
	Revised Budget	Current Year To Date	Current Year % of Budget
<b>Expenditures:</b>			
Contractual Services	\$ 35,123	\$ 2,459	7.00%
Transfers Out	2,809,034	385,470	13.72%
<b>Total Expenditures</b>	<b>\$ 2,844,157</b>	<b>\$ 387,929</b>	<b>13.64%</b>
<b>Net Revenue (Shortfall)</b>	<b>\$ (2,138,102)</b>	<b>\$ (284,761)</b>	<b>0.97%</b>

Cash	\$	72,996
Investments		30,129,719
	\$	<b>30,202,714</b>

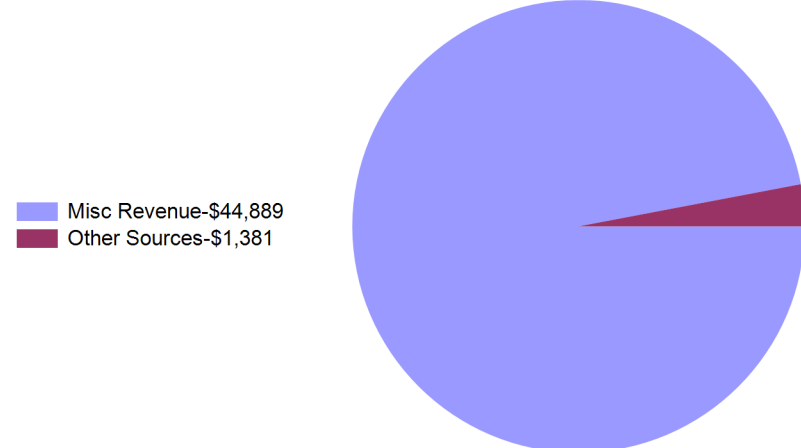
**City of Casper, Wyoming**  
**Perpetual Care Fund Summary of Revenues and Expenditures**  
**For Fiscal Year 2024 as of August 31, 2023**  
**16.67 % OF THE FISCAL YEAR HAS ELAPSED**

**The monthly financial statements reported this month are not inclusive of all year end entries. The amounts reported this month are subject to change as we finanlize the prior fiscal year and complete the audit.**

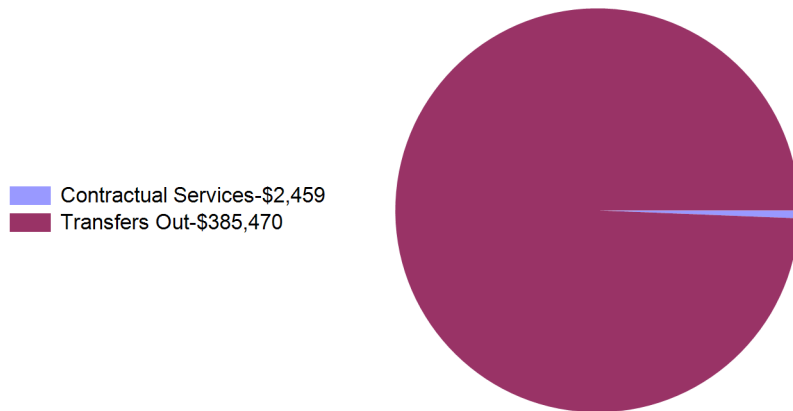
Year To Date Revenues  
\$103,169



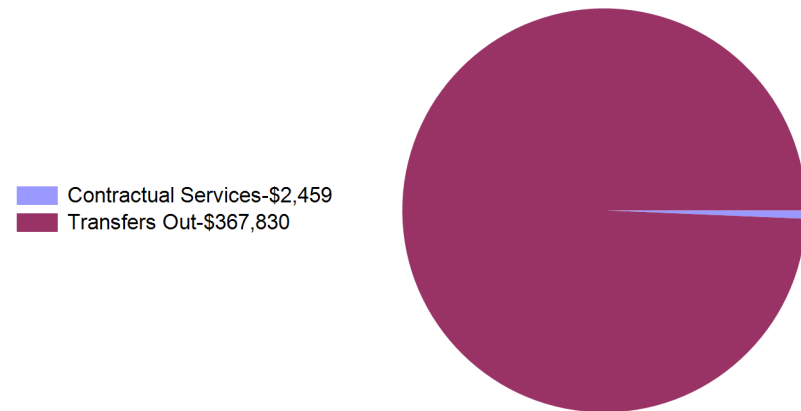
Month To Date Revenues  
\$46,270



Year To Date Expenditures  
\$387,929



Month To Date Expenditures  
\$370,289



**City of Casper, Wyoming**  
**Metro Fund Statement of Revenues and Expenditures**  
For Fiscal Year 2024 as of August 31, 2023  
**16.67 % OF THE FISCAL YEAR HAS ELAPSED**

The monthly financial statements reported this month are not inclusive of all year end entries. The amounts reported this month are subject to change as we finanlize the prior fiscal year and complete the audit.

	Revised Budget	Current Year To Date	Current Year % of Budget
<b>Revenues:</b>			
Licences and Permits	\$ 5,000	\$ 320	6.40%
Intergovernmental	287,610	39,804	13.84%
Goods and Svcs Rev	31,000	1,098	3.54%
Misc Revenue	25,912	5,246	20.25%
Other Sources	1,103,261	143,498	13.01%
<b>Total Revenues</b>	<b>\$ 1,452,783</b>	<b>\$ 189,966</b>	<b>13.08%</b>
<b>Expenditures:</b>			
Personnel Services	\$ 853,744	\$ 127,086	14.89%
Materials & Supplies	186,210	19,022	10.22%
Contractual Services	129,896	10,145	7.81%
Capital Outlay	219,467	-	0.00%
Transfers Out	125,671	18,898	15.04%
Other Costs	64,047	8,945	13.97%
Utility Expense	16,000	1,415	8.85%
<b>Total Expenditures</b>	<b>\$ 1,595,035</b>	<b>\$ 185,512</b>	<b>11.63%</b>
<b>Net Revenue (Shortfall)</b>	<b>\$ (142,252)</b>	<b>\$ 4,454</b>	<b>1.45%</b>

**Metro Fund Summary of Cash and Investments**

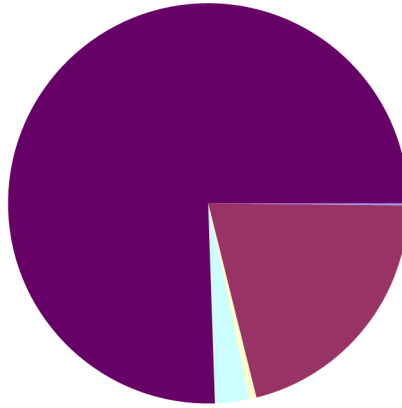
Cash	\$ 462,694
Investments	517,278
	<u>\$ 979,973</u>

**City of Casper, Wyoming**  
**Metro Fund Summary of Revenues and Expenditures**  
**For Fiscal Year 2024 as of August 31, 2023**  
**16.67 % OF THE FISCAL YEAR HAS ELAPSED**

**The monthly financial statements reported this month are not inclusive of all year end entries. The amounts reported this month are subject to change as we finanlize the prior fiscal year and complete the audit.**

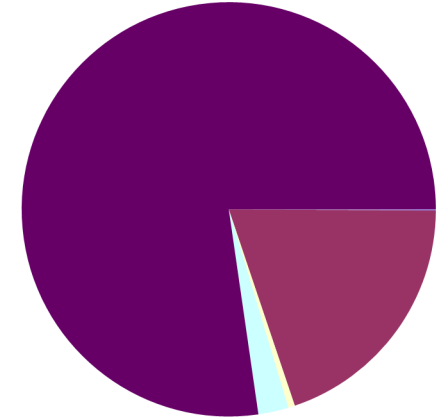
Year To Date Revenues  
\$189,966

Licences and Permits-\$320  
Intergovernmental-\$39,804  
Goods and Svcs Rev-\$1,098  
Misc Revenue-\$5,246  
Other Sources-\$143,498



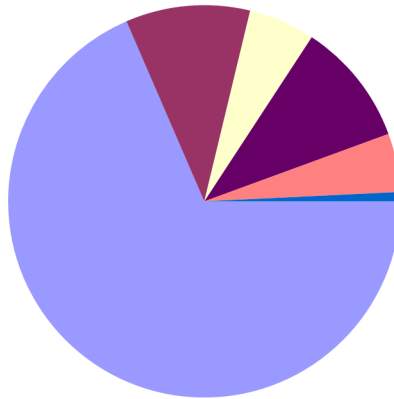
Month To Date Revenues  
\$131,195

Licences and Permits-\$105  
Intergovernmental-\$25,920  
Goods and Svcs Rev-\$674  
Misc Revenue-\$3,101  
Other Sources-\$101,395



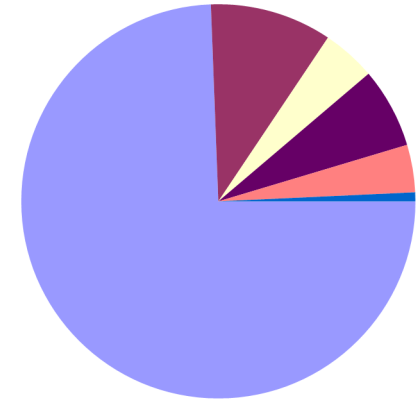
Year To Date Expenditures  
\$185,512

Personnel Services-\$127,086  
Materials & Supplies-\$19,022  
Contractual Services-\$10,145  
Capital Outlay-\$0  
Transfers Out-\$18,898  
Other Costs-\$8,945  
Utility Expense-\$1,415



Month To Date Expenditures  
\$115,617

Personnel Services-\$86,012  
Materials & Supplies-\$11,559  
Contractual Services-\$5,089  
Capital Outlay-\$0  
Transfers Out-\$7,606  
Other Costs-\$4,507  
Utility Expense-\$843



**City of Casper, Wyoming**  
**River Fund Statement of Revenues and Expenditures**  
For Fiscal Year 2024 as of August 31, 2023  
**16.67 % OF THE FISCAL YEAR HAS ELAPSED**

The monthly financial statements reported this month are not inclusive of all year end entries. The amounts reported this month are subject to change as we finanlize the prior fiscal year and complete the audit.

	Revised Budget	Current Year To Date	Current Year % of Budget
<b>Revenues:</b>			
Intergovernmental	\$ -	\$ 20,000	
Other Sources	45,000	35,000	77.78%
<b>Total Revenues</b>	<b>\$ 45,000</b>	<b>\$ 55,000</b>	<b>122.22%</b>
	Revised Budget	Current Year To Date	Current Year % of Budget
<b>Expenditures:</b>			
Personnel Services	\$ 10,000	\$ -	0.00%
Materials & Supplies	6,500	79	1.22%
Contractual Services	51,000	68	0.13%
Capital Outlay	-	-	
Other Costs	500	-	0.00%
<b>Total Expenditures</b>	<b>\$ 68,000</b>	<b>\$ 147</b>	<b>0.22%</b>
<b>Net Revenue (Shortfall)</b>	<b>\$ (23,000)</b>	<b>\$ 54,853</b>	<b>122.01%</b>

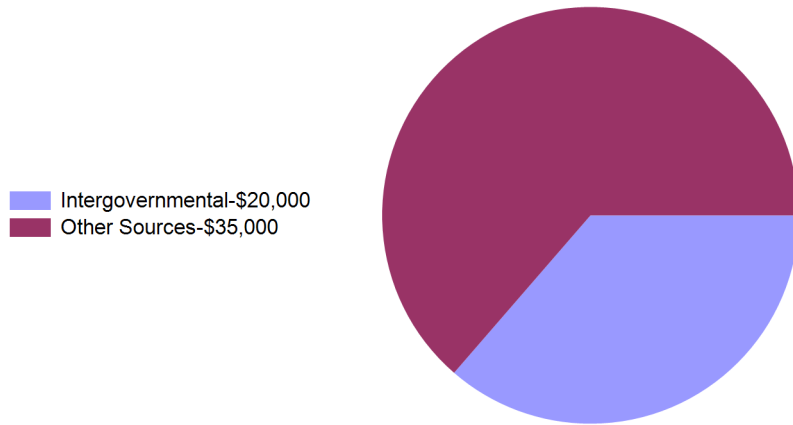
**River Fund Summary of Cash and Investments**

Cash	\$ 533,752
Investments	2,201,172
	<u>\$ 2,734,924</u>

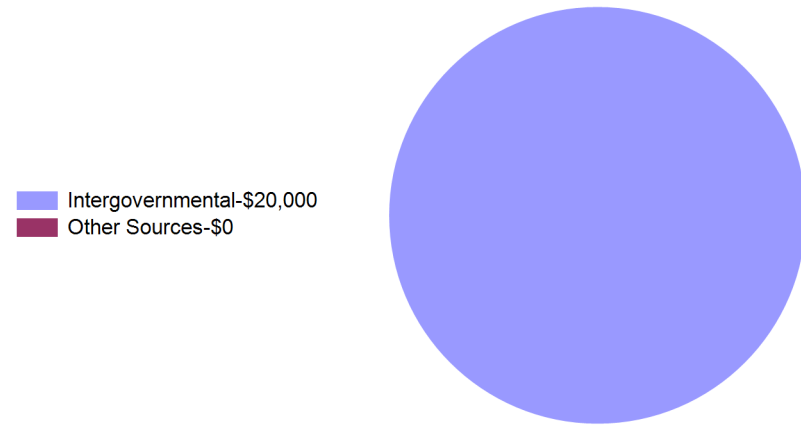
City of Casper, Wyoming  
River Fund Summary of Revenues and Expenditures  
For Fiscal Year 2024 as of August 31, 2023  
16.67 % OF THE FISCAL YEAR HAS ELAPSED

The monthly financial statements reported this month are not inclusive of all year end entries. The amounts reported this month are subject to change as we finanlize the prior fiscal year and complete the audit.

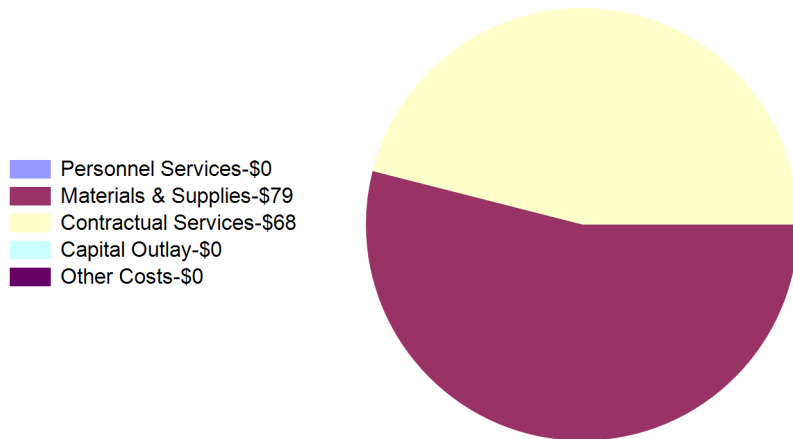
Year To Date Revenues  
\$55,000



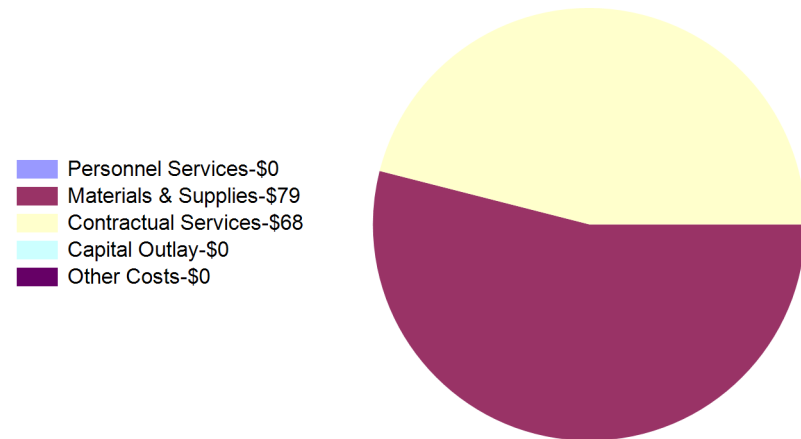
Month To Date Revenues  
\$20,000



Year To Date Expenditures  
\$147



Month To Date Expenditures  
\$147



City of Casper, Wyoming  
CARES Act Funding Statement of Revenues and Expenditures  
For Fiscal Year 2024 as of August 31, 2023  
16.67 % OF THE FISCAL YEAR HAS ELAPSED

The monthly financial statements reported this month are not inclusive of all year end entries. The amounts reported this month are subject to change as we finanlize the prior fiscal year and complete the audit.

Revenues:  
Total Revenues

	Revised Budget	Current Year To Date	Current Year % of Budget
Expenditures:			
Transfers Out	\$ 12,224,514	\$ -	0.00%
Total Expenditures	\$ 12,224,514	\$ -	0.00%
Net Revenue (Shortfall)	\$ (12,224,514)	\$ -	

CARES Act Funding Summary of Cash and Investments

Cash	\$ 66,645
Investments	12,157,707
	<u>\$ 12,224,352</u>

**City of Casper, Wyoming**  
**PSCC Fund Statement of Revenues and Expenditures**  
For Fiscal Year 2024 as of August 31, 2023  
**16.67 % OF THE FISCAL YEAR HAS ELAPSED**

The monthly financial statements reported this month are not inclusive of all year end entries. The amounts reported this month are subject to change as we finanlize the prior fiscal year and complete the audit.

	Revised Budget	Current Year To Date	Current Year % of Budget
<b>Revenues:</b>			
Intergovernmental	\$ 656,701	\$ 98,711	15.03%
Goods and Svcs Rev	220,947	33,203	15.03%
Misc Revenue	800,000	204,838	25.60%
Other Sources	1,607,442	241,568	15.03%
<b>Total Revenues</b>	<b>\$ 3,285,090</b>	<b>\$ 578,320</b>	<b>17.60%</b>

	Revised Budget	Current Year To Date	Current Year % of Budget
<b>Expenditures:</b>			
Personnel Services	\$ 2,040,803	\$ 299,182	14.66%
Materials & Supplies	55,000	4,084	7.42%
Contractual Services	795,083	198,803	25.00%
Capital Outlay	7,000	-	0.00%
Other Costs	88,761	10,774	12.14%
Utility Expense	178,117	23,325	13.10%
<b>Total Expenditures</b>	<b>\$ 3,164,764</b>	<b>\$ 536,167</b>	<b>16.94%</b>
<b>Net Revenue (Shortfall)</b>	<b>\$ 120,326</b>	<b>\$ 42,153</b>	<b>0.66%</b>

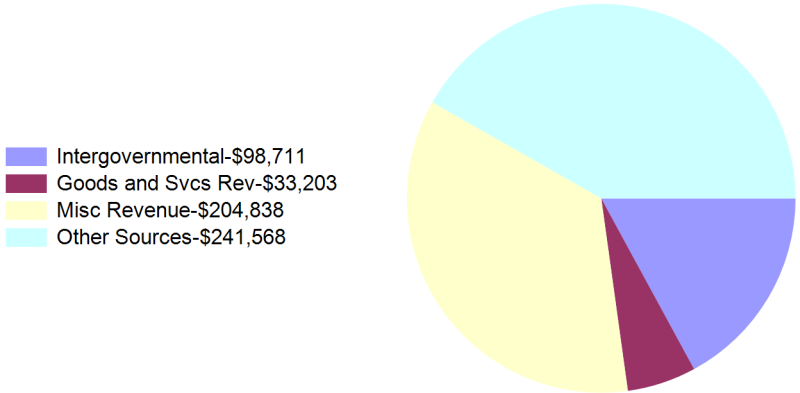
**PSCC Fund Summary of Cash and Investments**

Cash	\$ 752,019
Investments	-
	<u><b>\$ 752,019</b></u>

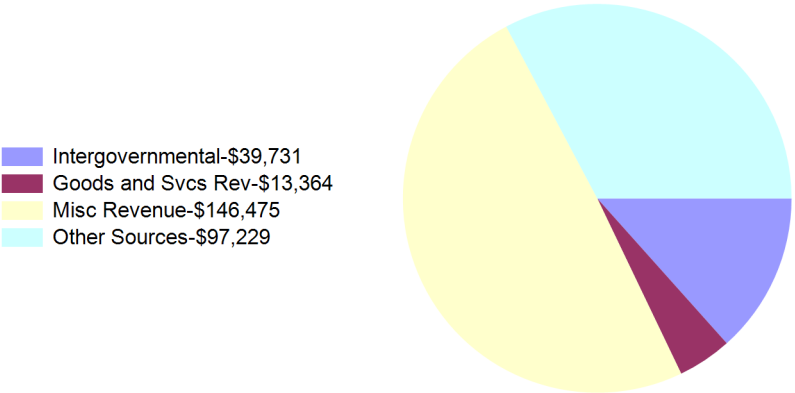
City of Casper, Wyoming  
PSCC Fund Summary of Revenues and Expenditures  
For Fiscal Year 2024 as of August 31, 2023  
16.67 % OF THE FISCAL YEAR HAS ELAPSED

The monthly financial statements reported this month are not inclusive of all year end entries. The amounts reported this month are subject to change as we finanlize the prior fiscal year and complete the audit.

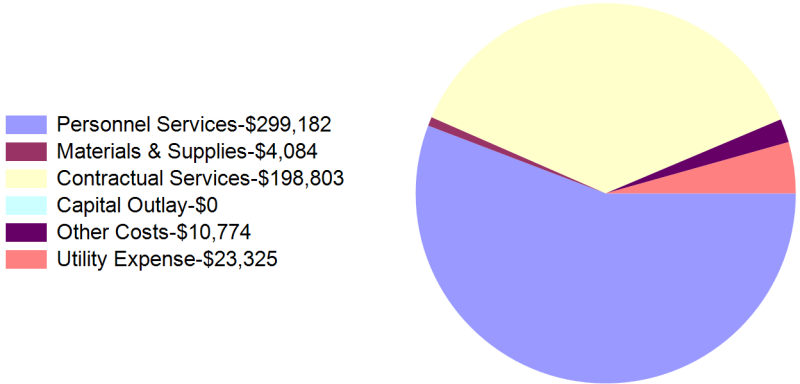
Year To Date Revenues  
\$578,320



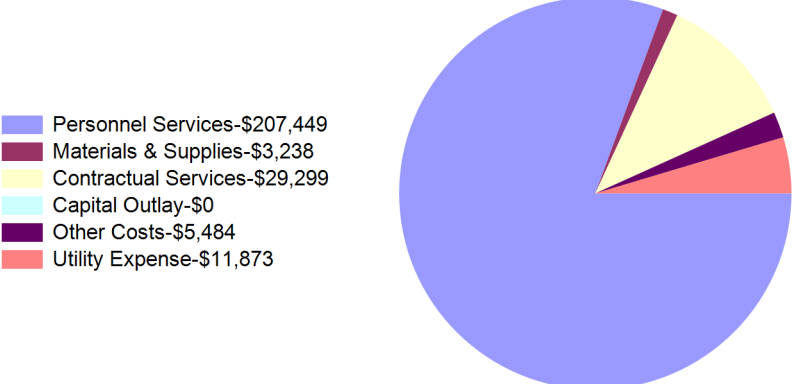
Month To Date Revenues  
\$296,799



Year To Date Expenditures  
\$536,167



Month To Date Expenditures  
\$257,342



The monthly financial statements reported this month are not inclusive of all year end entries. The amounts reported this month are subject to change as we finalize the prior fiscal year and complete the audit.

	Revised Budget	Current Year To Date	Current Year % of Budget
<b>Revenues:</b>			
Misc Revenue	\$ 79,827	\$ 10,996	13.77%
<b>Total Revenues</b>	<b>\$ 79,827</b>	<b>\$ 10,996</b>	<b>13.77%</b>
	Revised Budget	Current Year To Date	Current Year % of Budget
<b>Expenditures:</b>			
Personnel Services	\$ 5,000	\$ -	0.00%
Materials & Supplies	5,500	304	5.52%
Contractual Services	425,520	21,183	4.98%
Other Costs	6,335	3,190	50.35%
<b>Total Expenditures</b>	<b>\$ 442,355</b>	<b>\$ 24,676</b>	<b>5.58%</b>
<b>Net Revenue (Shortfall)</b>	<b>\$ (362,528)</b>	<b>\$ (13,680)</b>	<b>8.20%</b>

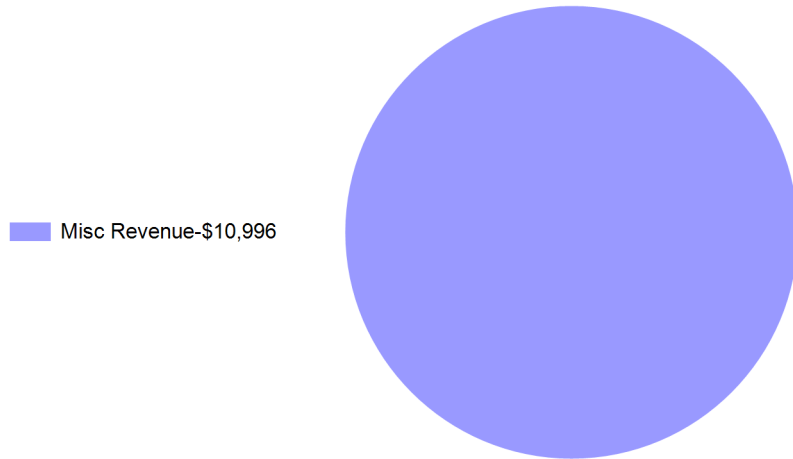
## Health Insurance Fund Summary of Cash and Investments

Cash	\$	130,388
Investments		3,113,164
	\$	<u>3,243,552</u>

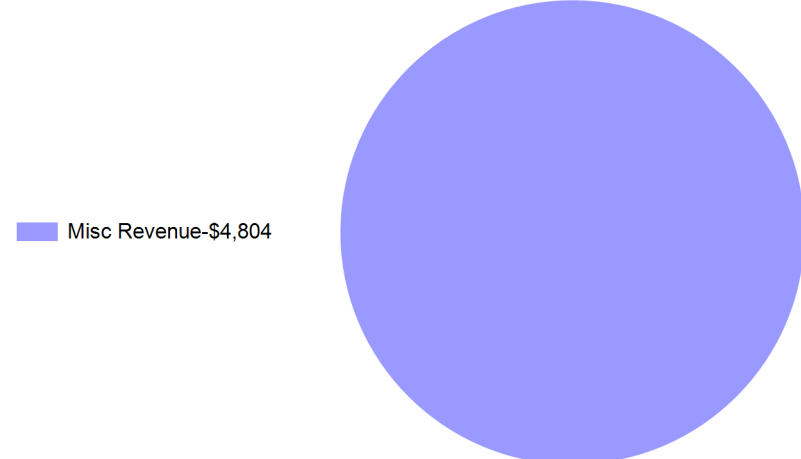
**City of Casper, Wyoming**  
**Health Insurance Fund Summary of Revenues and Expenditures**  
**For Fiscal Year 2024 as of August 31, 2023**  
**16.67 % OF THE FISCAL YEAR HAS ELAPSED**

**The monthly financial statements reported this month are not inclusive of all year end entries. The amounts reported this month are subject to change as we finanlize the prior fiscal year and complete the audit.**

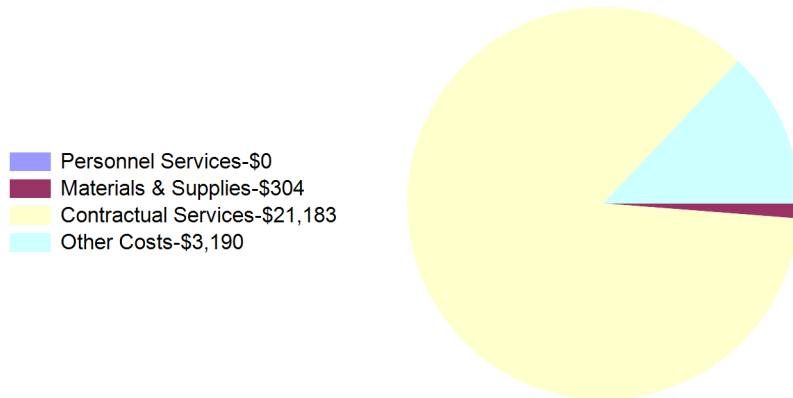
Year To Date Revenues  
\$10,996



Month To Date Revenues  
\$4,804



Year To Date Expenditures  
\$24,676



Month To Date Expenditures  
\$24,676

